


**TRAVELER'S AID SOCIETY  
OF NEW ORLEANS, INC.  
(A NONPROFIT ORGANIZATION)  
FINANCIAL REPORT AND  
SUPPLEMENTARY INFORMATION**

**JUNE 30, 2021 AND 2020**

**TRAVELER'S AID SOCIETY OF NEW ORLEANS, INC.**  
**(A NONPROFIT ORGANIZATION)**  
**TABLE OF CONTENTS**  
**JUNE 30, 2021 AND 2020**

|   | <u>Page</u> |
|---|-------------|
| <b>INDEPENDENT AUDITOR'S REPORT</b>   | 1-2         |
| <b>FINANCIAL STATEMENTS</b>   |             |
| Statements of Financial Position  | 3           |
| Statements of Activities  | 4-5         |
| Statements of Functional Expenses   | 6-7         |
| Statements of Cash Flows  | 8           |
| Notes to Financial Statements   | 9-19        |
| <b>SUPPLEMENTARY INFORMATION</b>  |             |
| Schedule of Compensation  | 20          |
| United Way Revenue and Expenses by Function   | 21          |
| Statement of Revenues and Expenses by Function  | 22          |
| <b>SPECIAL REPORTS OF INDEPENDENT AUDITOR</b>   |             |
| Independent Auditor's Report On Internal Control Over Financial Reporting<br>and on Compliance and Other Matters Based on an Audit of Financial<br>Statements Performed in Accordance with <i>Government Auditing Standards</i> | 23-24       |
| Independent Auditor's Report on Compliance for Each Major Program<br>and on Internal Control Over Compliance Required by the Uniform<br>Guidance  | 25-26       |
| Schedule of Expenditures of Federal Awards for the Year Ended<br>June 30, 2021 and Related Notes  | 27-28       |
| <b>SCHEDULE OF FINDINGS AND QUESTIONED COSTS</b>  | 29-30       |
| <b>REPORTS BY MANAGEMENT</b>  |             |
| Summary of Prior Year's Audit Findings  | 31          |
| <b>LOUISIANA ATTESTATION QUESTIONNAIRE</b>  | 32-34       |



**BERNARD & FRANKS**  
A CORPORATION OF CERTIFIED PUBLIC ACCOUNTANTS

JOSEPH V. FRANKS II, C.P.A.

NICHOLAS W. LAFRANZ III, C.P.A.

JAMES L. WHITE, C.P.A.

## INDEPENDENT AUDITOR'S REPORT

To the Board of Directors of  
Travelers Aid Society of Greater New Orleans, Inc.  
New Orleans, Louisiana

### Report on the Financial Statements

We have audited the accompanying financial statements of Travelers Aid Society of Greater New Orleans, Inc. (a nonprofit organization), which comprise of the statement of financial position as of June 30, 2021 and 2020, and the related statements of activities, functional expenses and cash flows for the years then ended, and the related notes to the financial statements.

### Management's Responsibility for the Financial Statements

Management is responsible for the preparation and fair presentation of these financial statements in accordance with accounting principles generally accepted in the United States of America; this includes the design, implementation, and maintenance of internal control relevant to the preparation and fair presentation of financial statements that are free from material misstatement, whether due to fraud or error.

### Auditor's Responsibility

Our responsibility is to express an opinion on these financial statements based on our audits. We conducted our audits in accordance with auditing standards generally accepted in the United States of America and the standards applicable to financial audits contained in *Government Auditing Standards*, issued by the Comptroller General of the United States. Those standards require that we plan and perform the audit to obtain reasonable assurance about whether the financial statements are free from material misstatement.

An audit involves performing procedures to obtain audit evidence about the amounts and disclosures in the financial statements. The procedures selected depend on the auditor's judgment, including the assessment of the risks of material misstatement of the financial statements, whether due to fraud or error. In making those risk assessments, the auditor considers internal control relevant to Travelers Aid Society of Greater New Orleans, Inc.'s preparation and fair presentation of the financial statements in order to design audit procedures that are appropriate in the circumstances, but not for the purpose of expressing an opinion on the effectiveness of Travelers Aid Society of Greater New Orleans, Inc.'s internal control. Accordingly, we express no such opinion. An audit also includes evaluating the appropriateness of accounting policies used and the reasonableness of significant accounting estimates made by management, as well as evaluating the overall presentation of the financial statements.

We believe that the audit evidence we have obtained is sufficient and appropriate to provide a basis for our audit opinion.

## **Opinion**

In our opinion, the financial statements referred to above present fairly, in all material respects, the financial position of Travelers Aid Society of Greater New Orleans, Inc. as of June 30, 2021 and 2020, and the changes in its net assets and its cash flows for the year then ended in accordance with accounting principles generally accepted in the United States of America.


## **Other Matters**

### *Supplementary and Other Information*

Our audits were conducted for the purpose of forming an opinion on the financial statements as a whole. The accompanying Schedule of Compensation, United Way Revenue and Expenses by Function and Statement of Revenues and Expenses by Function are presented for purposes of additional analysis and is not a required part of the financial statements. The accompanying schedule of expenditures of federal awards as required by Title 2 U. S. *Code of Federal Regulations* Part 200, *Uniform Administrative Requirements, Cost Principles, and Audit Requirements for Federal Awards*, and is also not a required part of the financial statements. Such information is the responsibility of management and was derived from and relates directly to the underlying accounting and other records used to prepare the financial statements. The information has been subjected to the auditing procedures applied in the audit of the financial statements and certain additional procedures, including comparing and reconciling such information directly to the underlying accounting and other records used to prepare the financial statements or to the financial statements themselves, and other additional procedures in accordance with auditing standards generally accepted in the United States of America. In our opinion, the information is fairly stated, in all material respects, in relation to the financial statements as a whole.

## **Other Reporting Required by *Government Auditing Standards***

In accordance with *Government Auditing Standards*, we have also issued our report dated December 28, 2021, on our consideration of Travelers Aid Society of Greater New Orleans, Inc.'s internal control over financial reporting and on our tests of its compliance with certain provisions of laws, regulations, contracts, and grant agreements and other matters. The purpose of that report is to describe the scope of our testing of internal control over financial reporting and compliance and the results of that testing, and not to provide an opinion on the effectiveness of Travelers Aid Society of Greater New Orleans, Inc.'s internal control over financial reporting or on compliance. That report is an integral part of an audit performed in accordance with *Government Auditing Standards* in considering Travelers Aid Society of Greater New Orleans, Inc.'s internal control over financial reporting and compliance.



December 28, 2021

**TRAVELER'S AID SOCIETY OF NEW ORLEANS, INC.**  
**(A NONPROFIT ORGANIZATION)**  
**STATEMENTS OF FINANCIAL POSITION**  
**JUNE 30, 2021 AND 2020**

| ASSETS   | 2021         | 2020         |
|--|--------------|--------------|
| <b>CURRENT ASSETS</b>                          |              |              |
| Cash and cash equivalents                      | \$ 196,716   | \$ 268,190   |
| Accounts receivables                           | 328,214      | 367,673      |
| Other receivables                              | -            | 450          |
| Promise to give                                | 80,085       | 76,000       |
| Prepaid expenses                               | 82,898       | 66,015       |
| Investments                                    | 709,997      | 576,378      |
| Total current assets                           | \$ 1,397,910 | \$ 1,354,706 |
| <b>PROPERTY AND EQUIPMENT</b>                  |              |              |
| Less accumulated depreciation                  | \$ 38,013    | \$ 10,536    |
| Total property and equipment                   | (15,116)     | (10,536)     |
|  | \$ 22,897    | \$ -         |
| Total Assets                                   | \$ 1,420,807 | \$ 1,354,706 |
| <br><b>LIABILITIES AND NET ASSETS</b>          |              |              |
| <b>CURRENT LIABILITIES</b>                     |              |              |
| Accounts payable                               | \$ 21,643    | \$ 10,257    |
| Accrued liabilities                            | 73,922       | 80,420       |
| Total current liabilities                      | \$ 95,565    | \$ 90,677    |
| <b>LONG-TERM LIABILITY</b>                     |              |              |
| Refundable advance-Paycheck Protection Program | \$ 58,191    | \$ 50,485    |
| Total long-term liability                      | -            | -            |
| Total Liabilities                              | \$ 153,756   | \$ 141,162   |
| <b>NET ASSETS</b>                              |              |              |
| Without donor restrictions                     |              |              |
| Undesignated                                   | \$ 1,186,966 | \$ 1,137,544 |
| Designated                                     | -            | -            |
| With donor restrictions                        | 80,085       | 76,000       |
|  | \$ 1,267,051 | \$ 1,213,544 |
| Total Liabilities and Net Assets               | \$ 1,420,807 | \$ 1,354,706 |

See Notes to the Financial Statements.

**TRAVELER'S AID SOCIETY OF NEW ORLEANS, INC.**  
**(A NONPROFIT ORGANIZATION)**  
**STATEMENT OF ACTIVITIES**  
**YEAR ENDED JUNE 30, 2021**

|                                       | Without Donor<br>Restrictions | With Donor<br>Restrictions | Total        |
|---------------------------------------|-------------------------------|----------------------------|--------------|
| <b>REVENUE, GAINS, AND SUPPORT</b>    |                               |                            |              |
| Grants                                | \$ 1,447,107                  | \$ -                       | \$ 1,447,107 |
| In-kind revenue                       | 131,583                       | -                          | 131,583      |
| Paycheck Protection Program grant     | 110,801                       | -                          | 110,801      |
| United Way                            | 57,002                        | 80,085                     | 137,087      |
| Occupancy fee payments                | 60,145                        | -                          | 60,145       |
| Contributions                         | 25,106                        | -                          | 25,106       |
| Investment and interest income        | 134,230                       | -                          | 134,230      |
| Miscellaneous income                  | 4,506                         | -                          | 4,506        |
| Net assets released from restrictions |                               |                            |              |
| Expiration of use restriction-other   | 76,000                        | (76,000)                   | -            |
| Total revenues, gains and support     | \$ 2,046,480                  | \$ 4,085                   | \$ 2,050,565 |
| <br><b>EXPENSES</b>                   |                               |                            |              |
| Program services                      |                               |                            |              |
| Crisis intervention                   | \$ 1,680,678                  | \$ -                       | \$ 1,680,678 |
| Self-help                             | 95,616                        | -                          | 95,616       |
| Supporting service                    |                               |                            |              |
| Management and general                | 220,764                       | -                          | 220,764      |
| Total expenses                        | \$ 1,997,058                  | \$ -                       | \$ 1,997,058 |
| Change in net assets                  | \$ 49,422                     | \$ 4,085                   | \$ 53,507    |
| Net assets at beginning of year       | 1,137,544                     | 76,000                     | 1,213,544    |
| Net assets at end of year             | \$ 1,186,966                  | \$ 80,085                  | \$ 1,267,051 |

See Notes to Financial Statements.

**TRAVELER'S AID SOCIETY OF NEW ORLEANS, INC.**  
**(A NONPROFIT ORGANIZATION)**  
**STATEMENT OF ACTIVITIES**  
**YEAR ENDED JUNE 30, 2020**

|                                       | Without Donor<br>Restrictions | With Donor<br>Restrictions | Total        |
|---------------------------------------|-------------------------------|----------------------------|--------------|
| <b>REVENUE, GAINS, AND SUPPORT</b>    |                               |                            |              |
| Grants                                | \$ 1,277,308                  | \$ -                       | \$ 1,277,308 |
| In-kind revenue                       | 120,415                       | -                          | 120,415      |
| Paycheck Protection Program grant     | 75,602                        | -                          | 75,602       |
| United Way                            | 15,000                        | 76,000                     | 91,000       |
| Occupancy fee payments                | 56,819                        | -                          | 56,819       |
| Contributions                         | 5,085                         | -                          | 5,085        |
| Investment income                     | 33,035                        | -                          | 33,035       |
| Miscellaneous income                  | 10,132                        | -                          | 10,132       |
| Net assets released from restrictions |                               |                            |              |
| Expiration of use restriction-other   | 76,462                        | (76,462)                   | -            |
| Total revenues, gains and support     | \$ 1,669,858                  | \$ (462)                   | \$ 1,669,396 |
| <b>EXPENSES</b>                       |                               |                            |              |
| <b>Program services</b>               |                               |                            |              |
| Crisis intervention                   | \$ 1,361,259                  | \$ -                       | \$ 1,361,259 |
| Self-help                             | 52,288                        | -                          | 52,288       |
| <b>Supporting service</b>             |                               |                            |              |
| Management and general                | 182,143                       | -                          | 182,143      |
| Total expenses                        | \$ 1,595,690                  | \$ -                       | \$ 1,595,690 |
| Change in net assets                  | \$ 74,168                     | \$ (462)                   | \$ 73,706    |
| Net assets at beginning of year       | 1,063,376                     | 76,462                     | 1,139,838    |
| Net assets at end of year             | \$ 1,137,544                  | \$ 76,000                  | \$ 1,213,544 |

See Notes to Financial Statements.

**TRAVELER'S AID SOCIETY OF NEW ORLEANS, INC.**  
**(A NONPROFIT ORGANIZATION)**  
**STATEMENT OF FUNCTIONAL EXPENSES**  
**YEAR ENDED JUNE 30, 2021**

|                                | <u>Program Services</u>    |                  | <u>Supporting Service</u>         | <u>Total</u>        |
|--------------------------------|----------------------------|------------------|-----------------------------------|---------------------|
|                                | <u>Crisis Intervention</u> | <u>Self-Help</u> | <u>Management<br/>and General</u> |                     |
| Salaries and related expenses: |                            |                  |                                   |                     |
| Salaries                       | \$ 550,482                 | \$ 67,006        | \$ 68,986                         | \$ 686,474          |
| Employee benefits & taxes      | 142,365                    | 13,292           | 48,952                            | 204,609             |
|                                | <u>\$ 692,847</u>          | <u>\$ 80,298</u> | <u>\$ 117,938</u>                 | <u>\$ 891,083</u>   |
| Advertising                    | \$ 1,600                   | \$ -             | \$ 1,169                          | \$ 2,769            |
| Client expenses                | 826,664                    | 6,681            | -                                 | 833,345             |
| Depreciation expense           | 4,580                      | -                | -                                 | 4,580               |
| Dues and fees                  | 3,583                      | -                | 6,001                             | 9,584               |
| In-kind expense                | 91,850                     | -                | 39,733                            | 131,583             |
| Insurance                      | 13,142                     | 1,642            | 1,642                             | 16,426              |
| Meetings                       | 53                         | -                | 5,051                             | 5,104               |
| Miscellaneous                  | 4,794                      | -                | 11,912                            | 16,706              |
| Postage                        | 499                        | -                | 214                               | 713                 |
| Printing                       | 774                        | 155              | 1,604                             | 2,533               |
| Professional fees              | 7,184                      | -                | 17,320                            | 24,504              |
| Software and website           | 14,780                     | 3,851            | 7,647                             | 26,278              |
| Supplies                       | 12,961                     | 2,180            | 8,751                             | 23,892              |
| Telephone                      | 5,367                      | 809              | 1,782                             | 7,958               |
|                                | <u>\$ 987,831</u>          | <u>\$ 15,318</u> | <u>\$ 102,826</u>                 | <u>\$ 1,105,975</u> |
| Total Expenses                 | <u>\$ 1,680,678</u>        | <u>\$ 95,616</u> | <u>\$ 220,764</u>                 | <u>\$ 1,997,058</u> |

See Notes to the Financial Statements.



**TRAVELER'S AID SOCIETY OF NEW ORLEANS, INC.**  
**(A NONPROFIT ORGANIZATION)**  
**STATEMENT OF FUNCTIONAL EXPENSES**  
**YEAR ENDED JUNE 30, 2020**

|                                | <u>Program Services</u>    |                  | <u>Supporting Service</u>         | <u>Total</u>        |
|--------------------------------|----------------------------|------------------|-----------------------------------|---------------------|
|                                | <u>Crisis Intervention</u> | <u>Self-Help</u> | <u>Management<br/>and General</u> |                     |
| Salaries and related expenses: |                            |                  |                                   |                     |
| Salaries                       | \$ 403,111                 | \$ 12,468        | \$ 104,947                        | \$ 520,526          |
| Employee benefits & taxes      | 111,376                    | 3,445            | 27,174                            | 141,995             |
|                                | <u>\$ 514,487</u>          | <u>\$ 15,913</u> | <u>\$ 132,121</u>                 | <u>\$ 662,521</u>   |
| Advertising                    | \$ -                       | \$ -             | \$ 25,510                         | \$ 25,510           |
| Client expenses                | 698,518                    | 21,603           | 3,838                             | 723,959             |
| Dues and fees                  | 2,651                      | 81               | 8,009                             | 10,741              |
| In-kind expense                | 108,373                    | 12,042           | -                                 | 120,415             |
| Insurance                      | 15,923                     | 1,990            | 1,989                             | 19,902              |
| Miscellaneous                  | 102                        | 3                | 1,866                             | 1,971               |
| Postage                        | 551                        | 17               | 207                               | 775                 |
| Printing                       | 228                        | 7                | -                                 | 235                 |
| Professional fees              | 8,980                      | 278              | 2,104                             | 11,362              |
| Professional development       | 698                        | 22               | 608                               | 1,328               |
| Software                       | 167                        | 5                | 1,443                             | 1,615               |
| Supplies                       | 1,409                      | 43               | 4,334                             | 5,786               |
| Telephone                      | 8,069                      | 250              | 114                               | 8,433               |
| Travel                         | 1,103                      | 34               | -                                 | 1,137               |
|                                | <u>\$ 846,772</u>          | <u>\$ 36,375</u> | <u>\$ 50,022</u>                  | <u>\$ 933,169</u>   |
| Total Expenses                 | <u>\$ 1,361,259</u>        | <u>\$ 52,288</u> | <u>\$ 182,143</u>                 | <u>\$ 1,595,690</u> |

See Notes to the Financial Statements.

**TRAVELER'S AID SOCIETY OF NEW ORLEANS, INC.**  
**(A NONPROFIT ORGANIZATION)**  
**STATEMENTS OF CASH FLOWS**  
**YEARS ENDED JUNE 30, 2021 AND 2020**

|  | 2021        | 2020         |
|--|-------------|--------------|
| <b>CASH FLOWS FROM OPERATING ACTIVITIES</b>  |             |              |
| Increase (decrease) in net assets  | \$ 49,422   | \$ 74,168    |
| Depreciation expense   | 4,580       | -            |
| Adjustments to reconcile increase in net assets<br>to net cash provided by operating activities: |             |              |
| Unrealized (gain) loss on investments  | (116,523)   | (33,035)     |
| (Increase) decrease in accounts receivables  | 39,909      | (216,585)    |
| (Increase) decrease in promise to give   | (4,085)     | -            |
| (Increase) decrease in prepaid expenses  | (16,883)    | (2,538)      |
| Increase (decrease) in accounts payable<br>and accrued liabilities                               | 4,888       | 32,955       |
| Net cash provided by (used in) operating activities  | \$ (38,692) | \$ (145,035) |
| <br><b>CASH FLOWS FROM INVESTING ACTIVITIES</b>  |             |              |
| Purchase of vehicle  | \$ (27,477) | \$ -         |
| Purchases of investments   | (13,011)    | -            |
| Net cash used in investment activities   | \$ (40,488) | \$ -         |
| <br><b>CASH FLOW FROM FINANCING</b>  |             |              |
| Refundable advance-Paycheck Protection Program   | \$ 7,706    | \$ 50,485    |
| Net cash provided by (used in) financing activities  | \$ 7,706    | \$ 50,485    |
| <br>Net increase (decrease) in cash and cash equivalents   | \$ (71,474) | \$ (94,550)  |
| <br>Cash and cash equivalents, beginning of year   | 268,190     | 362,740      |
| <br>Cash and cash equivalents, end of year   | \$ 196,716  | \$ 268,190   |

See Notes to Financial Statements

**TRAVELER'S AID SOCIETY OF NEW ORLEANS, INC.**  
**NOTES TO THE FINANCIAL STATEMENTS**  
**JUNE 30, 2021 AND 2020**

**NOTE 1. ORGANIZATION**

Travelers Aid Society of New Orleans, Inc. is a non-profit Organization committed to preventing homelessness and to helping homeless or stranded families and individuals regain a self-sufficient lifestyle.

The Organization has the following programs:

**CRISIS INTERVENTION:**

Counseling Program

The Crisis Intervention Counseling Program is the core service of Travelers Aid Society, offering immediate emergency assistance and crisis counseling on a walk-in basis. Anyone who is homeless or displaced is eligible for services. The program also provides extended case management services focused on long term needs for employment, transitional or permanent housing, and other resources necessary to help people regain stability and independence.

Day Shelter

Travelers Aid Society of Greater New Orleans is housed in the Community Resource and Referral Center. In our facility, we are able to offer Day Shelter. As a place of Day Shelter, individuals may come to be indoors, make use of showers, telephone, laundry services, bathroom facilities, basic necessities that many of us might take for granted. We provide a safe place of respite for individuals to simply sit, or watch television, a space where there is no threat of arrest for loitering.

**SELF HELP:**

Self-Help Employment Program (SHEP)

The Travelers Aid Self-Help Employment Program (SHEP) was started in 1985 as a result of the large number of clients requesting assistance in finding employment. This program is for individuals seeking full-time permanent employment. This unique program was designed to meet the overall needs of homeless individuals seeking full-time employment. Any homeless person can walk-in to inquire about how to enroll in the program.

**NOTE 2. SUMMARY OF SIGNIFICANT ACCOUNTING POLICIES**

A summary of the significant accounting policies used in the preparation of the accompanying financial statements follows:

**Basis of Accounting**

The accompanying financial statements are presented in conformity with accounting principles generally accepted in the United States on the accrual basis of accounting and accordingly reflect all significant receivables, payables, and other assets and liabilities.

**TRAVELER'S AID SOCIETY OF NEW ORLEANS, INC.**  
**NOTES TO THE FINANCIAL STATEMENTS**  
**JUNE 30, 2021 AND 2020**

**NOTE 2. SUMMARY OF SIGNIFICANT ACCOUNTING POLICIES (Continued)**

**Financial Statement Presentation**

The Organization follows the financial statement presentation recommended by the Financial Accounting Standards Board (FASB) Accounting Standards Codification (ASC) topic 958, Not-for-Profit Entities. The Organization reports information regarding its financial position and activities according to two classes of net assets that are based upon the existence or absence of restrictions on use that are placed by its donors: net assets without donor restrictions and net assets with donor restrictions.

Net assets without donor restrictions - Net assets that are not subject to donor-imposed restrictions and may be expended for any purpose in performing the primary objectives of the Organization. These net assets may be used at the discretion of the Organization's management and the board of directors. The revenues received in conducting the mission of the Organization is included in the category.

Net assets with donor restrictions - Net assets subject to stipulations imposed by donors and grantors. Some donor restrictions are temporary in nature; those restrictions will be met by actions of the Organization or by the passage of time. Other donor restrictions are perpetual in nature, whereby, the donor has stipulated these funds be maintained in perpetuity.

The Organization received \$80,085 and \$76,000 in contributions with donor-imposed restrictions that resulted in with donor restricted net assets for the years ended June 30, 2021 and 2020, respectively.

**Use of Estimates**

The preparation of financial statements in conformity with generally accepted accounting principles requires management to make estimates and assumptions that affect certain reported amounts and disclosures. Accordingly, actual results could differ from those estimates.

**Income Taxes**

The Organization is a nonprofit organization and exempt from income taxes under Section 501(c)(3) of the Internal Revenue Code and classified by the Internal Revenue Code as other than a private foundation. The Organization believes that it has appropriate support for any tax positions taken and, as such, does not have any uncertain tax positions that are material to financial statements. The Organization's Federal Exempt Information Returns (Form 990) for 2018, 2019 and 2020 are subject to examination by the IRS, generally for three years after they were filed.

**Receivables**

The receivables are stated at the amount management expects to collect from outstanding balances. The financial statements do not include an estimate for allowance for doubtful accounts. Management believes that all receivables are collectible.

**TRAVELER'S AID SOCIETY OF NEW ORLEANS, INC.**  
**NOTES TO THE FINANCIAL STATEMENTS**  
**JUNE 30, 2021 AND 2020**

**NOTE 2. SUMMARY OF SIGNIFICANT ACCOUNTING POLICIES (Continued)**

**Cash and Cash Equivalents**

For the purpose of statements of cash flows, the Organization considers all highly liquid investments available for current use and no restrictions with a maturity of three months or less to be cash equivalents.

The Organization maintains cash balances at an institution located in Louisiana. The balances are insured by the Federal Deposit Insurance Corporation up to \$250,000 per institution. At June 30, 2021 and 2020, \$0 and \$14,992 of cash was in excess of the FDIC insured limits, respectively.

**Promises to Give**

Contributions are recognized when the donor makes a promise to give to the Organization that is, in substance, unconditional. Contributions that are restricted by the donor are reported as increases in net assets without donor restrictions if the restrictions expire in the fiscal year in which the contributions are recognized. All other donor-restricted contributions are reported as increases in net assets with donor restrictions. When a restriction expires, net assets with donor restrictions are reclassified to net assets without donor restrictions.

The Organization uses the allowance method to determine uncollectible promises receivable. The allowance is based on prior years' experience and management's analysis of specific promises made. The Organization considers grant receivables to be fully collectible since the balance consists principally of payments due under contracts. If amounts due become uncollectible, they will be charged to operations when that determination is made.

**Depreciation and Amortization**

Property and equipment are carried at cost. Depreciation and amortization are calculated using the straight-line method. It is the policy of the corporation to capitalize all property, furniture and equipment with an acquisition cost in excess of \$5,000.

When assets are retired or disposed of, the cost and related accumulated depreciation are removed from the accounts, and any resulting gain or loss is reflected in income for the period. The cost of maintenance and repairs is charged to income as incurred; significant renewals and betterments are capitalized. Donated property is capitalized at fair value. There was no depreciation expense for the years ended June 30, 2021 and 2020.

**Program Revenues**

Program revenues earned under reimbursement type contracts are recorded as revenues in the appropriate program when the related expenses are incurred.

**Advertising**

The Organization expenses advertising costs as they are incurred. Advertising expense for the years ended June 30, 2021 and 2020 was \$13,937 and \$25,510, respectively.

**TRAVELER'S AID SOCIETY OF NEW ORLEANS, INC.**  
**NOTES TO THE FINANCIAL STATEMENTS**  
**JUNE 30, 2021 AND 2020**

**NOTE 2. SUMMARY OF SIGNIFICANT ACCOUNTING POLICIES (Continued)**

**Allocated Costs**

The expenses of providing program and other activities have been summarized on a functional basis in the Statement of Functional Expenses. Some of those expenses have been allocated among the program and supporting services benefited based on allocation methods formulated by management of the costs involved.

**Donated Property and Equipment**

Donations of property and equipment are recorded as contributions at fair value at the date of donation. Such donations are reported as increases in net assets without donor restrictions unless the donor has restricted the donated asset to a specific purpose. Assets donated with explicit restrictions regarding their use and contributions of cash that must be used to acquire property and equipment are reported as restricted contributions. Absent donor stipulations regarding how long those donated assets must be maintained, the Organization reports expirations of donor restrictions when the donated or acquired assets are placed in service. The Organization reclassifies net assets with donor restrictions to net assets without donor restrictions at that time.

The Organization receives rent-free office space at the VA Hospital building owned by the City of New Orleans. The estimated value of the contributed rents are recognized as revenue and expense on the Statement of Activities and the Statement of Functional Expenses. In-kind rental and salaries expense for the years ended June 30, 2021 and 2020 was \$131,583 and \$120,415, respectively.

**In-Kind - Matching**

Some grant agreements require that the Organization provide matching funds in the form of cash, in-kind contributions, or a combination of cash and in-kind contributions. A cash match represents cash contributed by the Organization or expenditures paid by the Organization from funds from sources other than the grants. In-kind match grant requirements primarily consisted of rental space and intern services usable by the Organization.

In-kind match contributions are recorded as in-kind contributions in the general ledger and an equal amount is recorded as in-kind expense. The revenues and expenses are eliminated in the financial statements.

**Investments**

Investments in marketable securities with readily determinable fair values and all investments in debt securities are reported at their fair values in the statement of financial position. Unrealized gains and losses are included in the change in net assets. Investment's income and gains restricted by a donor are reported as increases in net assets without donor restrictions if the restrictions are met (either by passage of time or by use) in the reporting period in which the income and gains are recognized.

**TRAVELER'S AID SOCIETY OF NEW ORLEANS, INC.**  
**NOTES TO THE FINANCIAL STATEMENTS**  
**JUNE 30, 2021 AND 2020**

**NOTE 2. SUMMARY OF SIGNIFICANT ACCOUNTING POLICIES (Continued)**

**Employee Vacation and Leave Benefits**

Employee vacation and leave benefits are accrued and expensed in the period earned by the employee.

**Refundable Advance**

For the years ended June 30, 2021 and 2020, the Organization received restrictive grants totaling \$118,357 and \$126,087 that contained donor conditions, respectively. Since the grants are a promise, conditioned on future uncertain events, it is not recorded as contribution revenue until donor conditions are met. Funds received from the donor in advance of the conditions being met totaled \$58,191 and \$50,485 for the years ended June 30, 2021 and 2020, respectively. They are recorded as a refundable advance and will subsequently be recognized as contribution revenue when donor conditions are met.

**Concentrations**

The Organization's primary support is grants received from federal, state and local government agencies, which make up \$1,557,908 and \$1,367,910 or 76% and 82% of total revenue for the years ended June 30, 2021 and 2020, respectively. In-kind revenue made up \$131,583 and \$120,415 or 6% and 7% of total revenue and United Way is responsible for \$137,087 and \$91,000 or 7% of the support for the years ended June 30, 2021 and 2020, respectively. The remaining revenue is obtained through contributions, occupancy fees, investment and other miscellaneous income.

**Revenue Recognition**

The Organization reports public support contributions as support with donor restrictions if they are received with donor stipulations that limit the use of the donated assets. When a donor restriction expires, that is, when a stipulated time restriction ends or purpose restriction is accomplished, net assets with donor restrictions are reclassified to net assets without donor restrictions and reported in the statement of activities as net assets released from restrictions. Support and revenue that are restricted by the donor are reported as increases in net assets without donor restrictions if the restrictions expire in the reporting period in which the revenue is recognized,

The Organization reports gifts of land, buildings, and equipment as support without donor restrictions unless explicit donor stipulations specify how the donated assets must be used. Gifts of long-lived assets with explicit restrictions that specify how the assets are to be used and gifts of cash or other assets that must be used to acquire long-lived assets are reported as support with donor restrictions. Absent explicit donor stipulations about how long those long-lived assets must be maintained, the Organization reports expirations of donor restrictions when the donated or acquired long-lived assets are placed in service.

Funds with donor restrictions are used to differentiate the resources whose use is restricted by donors or grantors from the resources on which donors or grantors have placed no restriction or the resources that arise as a result of the operations of the Organization for a stated purpose.

**TRAVELER'S AID SOCIETY OF NEW ORLEANS, INC.**  
**NOTES TO THE FINANCIAL STATEMENTS**  
**JUNE 30, 2021 AND 2020**

**NOTE 2. SUMMARY OF SIGNIFICANT ACCOUNTING POLICIES (Continued)**

**Revenue Recognition**

Revenue is recognized for services provided to our clients. Revenue for these services is measured based on the amount charged for the service. Revenue is recognized and considered earned at the time of completion of the services.

**Fair Value Measurement Standard**

Accounting Standard Codification (ASC) *Fair Value Measurements* establishes a framework for measuring fair value in accordance with Generally Accepted Accounting Principles (GAAP) and disclosures about the fair value measurements. The valuation hierarchy is based upon the reliability of inputs to the valuation of an asset or liability on the measurement date. The three levels of the fair value hierarchy are described below:

LEVEL 1 - Inputs to the valuation methodology are unadjusted quoted prices for identical assets or liabilities in active markets.

LEVEL 2 - Inputs to the valuation methodology include quoted prices for similar assets and liabilities in active markets, and inputs that are observable for the asset or liability, either directly or indirectly, for substantially the full term of the financial instrument.

LEVEL 3 - Inputs to the valuation methodology are unobservable and significant to the fair value measurement.

A financial instrument's level within the fair value hierarchy is based on the lowest level of any input that is significant to the fair value measurement. The valuation techniques used maximize the use of observable inputs and minimize the use of unobservable inputs. Assets and liabilities measured at fair value are based on one or more of three valuation techniques noted in the standard. The three valuation techniques are as follows:

- Market approach – Prices and other relevant information generated by market transactions involving identical or comparable assets or liabilities;
- Cost approach – Amount that would be required to replace the service capacity of an asset (i.e. replacement cost); and
- Income approach – Techniques to convert future amounts to a single present amount based on market expectations (including present value techniques, option-pricing models, and lattice models).



**TRAVELER'S AID SOCIETY OF NEW ORLEANS, INC.**  
**NOTES TO THE FINANCIAL STATEMENTS**  
**JUNE 30, 2021 AND 2020**

**NOTE 2. SUMMARY OF SIGNIFICANT ACCOUNTING POLICIES (Continued)**

**Pending Accounting Pronouncements**

The FASB issued ASU No, 2014-09, *Revenue from Contracts with Customers (Topic 606)*, to update its revenue recognition standard to clarify the principles of recognizing revenues and eliminate industry-specific guidance as well as help financial statement users better understand the nature, amount, timing, and uncertainty of revenue that is recognized. The standard may be applied either retrospectively to each period presented or as a cumulative-effect adjustment as of the date of adoption. This standard will be effective for annual periods beginning after December 15, 2021.

In February 2016, the FASB issued ASU No, 2016-02, *Leases*. This accounting standard requires lessees to recognize assets and liabilities related to lease arrangements longer than 12 months on the statement of financial position as well as additional disclosures. The updated guidance is effective for annual periods beginning after December 15, 2021.

**NOTE 3. UNCONDITIONAL PROMISE TO GIVE**

At June 30, 2021 and 2020 the unconditional promise to give consisted of:

|            |                  |                  |
|------------|------------------|------------------|
|            | <u>2021</u>      | <u>2020</u>      |
| United Way | <u>\$ 85,085</u> | <u>\$ 76,000</u> |

The unconditional promise to give is receivable in the next fiscal year. All amounts are deemed collectible by management.

**NOTE 4. INVESTMENTS**

Investments at June 30, 2021 and 2020 consist of the following:

|  |                   |                   |
|--|-------------------|-------------------|
| Mutual Funds-Vanguard                                | <u>2021</u>       | <u>2020</u>       |
| LifeStrategy Conservative Growth Fund Investor Funds | \$ 164,981        | \$ 143,570        |
| Short-Term Investment-Grade Fund Admiral Shares      | 188,295           | 184,359           |
| Total Stock Market Index Fund Admiral Shares         | <u>356,721</u>    | <u>247,154</u>    |
| Total investments                                    | <u>\$ 709,997</u> | <u>\$ 575,083</u> |

A summary of the return on investments consisted of the following for the years ended June 30, 2021 and 2020:

|                        |                   |                  |
|------------------------|-------------------|------------------|
|                        | <u>2021</u>       | <u>2020</u>      |
| Interest and dividends | \$ 8,910          | \$ 20,236        |
| Unrealized gain        | 107,613           | 12,799           |
| Total appreciation     | <u>\$ 116,523</u> | <u>\$ 33,035</u> |

**TRAVELER'S AID SOCIETY OF NEW ORLEANS, INC.**  
**NOTES TO THE FINANCIAL STATEMENTS**  
**JUNE 30, 2021 AND 2020**

**NOTE 5. FAIR VALUE**

The following tables set forth by level, within the fair value hierarchy, the Organization's investment assets at fair value for the years ended June 30, 2021 and 2020:

| Recurring fair value measurements at June 30, 2021: | Total Assets Measured At Fair Value | Based On                                  |                                   |                               |
|---|-------------------------------------|---|-----------------------------------|-------------------------------|
|   |                                     | Quoted Prices In Active Markets (Level 1) | Other Observable Inputs (Level 2) | Unobservable Inputs (Level 3) |
| Mutual Funds  | \$ 709,997                          | \$ 709,997                                | \$ -                              | \$ -                          |
| Total   | <u>\$ 709,997</u>                   | <u>\$ 709,997</u>                         | <u>\$ -</u>                       | <u>\$ -</u>                   |

| Recurring fair value measurements at June 30, 2020: | Total Assets Measured At Fair Value | Based On                                  |                                   |                               |
|---|-------------------------------------|---|-----------------------------------|-------------------------------|
|   |                                     | Quoted Prices In Active Markets (Level 1) | Other Observable Inputs (Level 2) | Unobservable Inputs (Level 3) |
| Mutual Funds  | \$ 575,083                          | \$ 575,083                                | \$ -                              | \$ -                          |
| Total   | <u>\$ 575,083</u>                   | <u>\$ 575,083</u>                         | <u>\$ -</u>                       | <u>\$ -</u>                   |

**NOTE 6. GRANTS RECEIVABLE**

Grants receivable at June 30, 2021 and 2020 consisted of the following:

|                                 | 2021              | 2020              |
|---------------------------------|-------------------|-------------------|
| Unity of Greater New Orleans    | \$ 269,044        | \$ 280,415        |
| City of New Orleans             | 40,399            | 79,137            |
| United Way-Food/Shelter Program | 12,077            | -                 |
| Downtown Development District   | 4,545             | 8,121             |
| French Market Corporation       | 2,149             | -                 |
|                                 | <u>\$ 328,214</u> | <u>\$ 367,673</u> |

**TRAVELER'S AID SOCIETY OF NEW ORLEANS, INC.**  
**NOTES TO THE FINANCIAL STATEMENTS**  
**JUNE 30, 2021 AND 2020**

**NOTE 7. ACCRUED EXPENSES**

Accrued expenses at June 30, 2021 and 2020 consisted of the following:

|                                 | <u>2021</u>      | <u>2020</u>      |
|---------------------------------|------------------|------------------|
| Accrued bonus and taxes         | \$ -             | \$ 39,831        |
| Accrued retirement contribution | 20,644           | 20,664           |
| Accrued vested leave            | 29,611           | 16,981           |
| Accrued salaries and taxes      | 23,667           | 2,943            |
| Total accrued expenses          | <u>\$ 73,922</u> | <u>\$ 80,419</u> |

The Organization accrues vacation and leave at various rates and number of days for long term employees.

**NOTE 8. NET ASSETS WITH DONOR RESTRICTIONS**

At June 30, 2021 and 2020, there was \$85,085 and \$76,000 in net assets with donor restrictions and are available for the following period:

|            | <u>2021</u>      | <u>2020</u>      |
|------------|------------------|------------------|
| United Way | <u>\$ 85,085</u> | <u>\$ 76,000</u> |

**NOTE 9. RETIREMENT PLAN**

The Organization sponsors a defined contribution pension plan covering all employees who are twenty-one years or older who have worked for the Organization over three years. The plan provides for contributions in such amounts as the Board of Directors may determine annually. The pension expense for the years ended June 30, 2021 and 2020 was \$20,644 and \$20,655, respectively.

**NOTE 10. RENT EXPENSE**

The Organization received in-kind rental expense for the use of the office space from the City of New Orleans totaling \$120,415 for the years ended June 30, 2021 and 2020.

**NOTE 11. REFUNDABLE ADVANCE**

The Organization received loan proceeds in the amount of \$118,357 and \$126,087 under the Paycheck Protection Program ("PPP") for the years ended June 30, 2021 and 2020, respectively. The PPP, established as part of the Coronavirus Aid, Relief and Economic Security Act ("CARES Act"), provides for loans to qualifying businesses for amounts up to 2.5 times of the average monthly payroll expenses of the qualifying business.

**TRAVELER'S AID SOCIETY OF NEW ORLEANS, INC.**  
**NOTES TO THE FINANCIAL STATEMENTS**  
**JUNE 30, 2021 AND 2020**

**NOTE 11. REFUNDABLE ADVANCE (continued)**

The loans and accrued interest are forgivable after twenty-four weeks if the borrower uses the loan proceeds for eligible purposes, including payroll, benefits, rent and utilities, and maintains its payroll levels. The amount of loan forgiveness will be reduced if the borrower terminates employees or reduces salaries during the twenty-four-week period.

In accordance with ASC 958-605, conditional contributions aren't recognized until the conditions are substantially met or explicitly waived. In cases where conditions are met over time or in stages, contributions should be recognized as qualifying expenses are incurred.

Under this model, the proceeds from a PPP loan would initially be recognized as a refundable advance—a liability—until the conditions for forgiveness are substantially met. The borrower would subsequently recognize contribution revenue as it incurs qualifying PPP expenses, assuming all other conditions are substantially met.

For the years ended June 30, 2021 and 2020 \$110,652 and \$75,602 of the PPP loan was spent on salary related expenses and has met the conditions for forgiveness, respectively. The portion of the loan that has met the conditions of forgiveness is included in contributions as "Payment Protection Program Grant" on the statement of activities.

As expected, the initial PPP loan of \$126,087 and all accrued interest was forgiven on May 12, 2021. The second PPP loan of \$118,357 and all accrued interest, was forgiven in the next fiscal year on November 3, 2021.

**NOTE 12. LIQUIDITY AND AVAILABILITY OF FINANCIAL ASSETS**

The Organization had the following financial assets available at June 30, 2021 and 2020, within one year of the statement of financial position date for general expenditures:

|                           | 2021         | 2020         |
|---------------------------|--------------|--------------|
| Cash and cash equivalents | \$ 196,716   | \$ 268,190   |
| Accounts receivables      | 328,214      | 367,673      |
| Other receivables         | -            | 450          |
| Promise to give           | 80,085       | 76,000       |
| Investments               | 709,997      | 576,378      |
|                           | \$ 1,315,012 | \$ 1,288,691 |

The Organization had \$1,315,012 and \$1,288,691 at June 30, 2021 and 2020 of financial assets available to meet cash needs for general expenditures as noted above. The Organization is substantially supported by grants, governmental contracts and contributions. Because a donor's restriction requires resources to be used in a particular manner or in a future period, the Organization must maintain sufficient resources to meet those responsibilities to its donors. As part of the Organization's liquidity management, it has a policy to structure its financial assets to be available as its general expenditures, liabilities, and other obligations come due.

**TRAVELER'S AID SOCIETY OF NEW ORLEANS, INC.**  
**NOTES TO THE FINANCIAL STATEMENTS**  
**JUNE 30, 2021 AND 2020**

**NOTE 13. COMPENSATION**

The Board of Directors serves the Organization without compensation.

**NOTE 14. SUBSEQUENT EVENTS**

Management has evaluated subsequent events through December 28, 2021, the date which the financial statements were available for use. Management's evaluation revealed no subsequent events that require adjustment to or disclosure in the financial statements.

**SUPPLEMENTARY INFORMATION**

**TRAVELER'S AID SOCIETY OF NEW ORLEANS, INC.**  
**(A NONPROFIT ORGANIZATION)**  
**SCHEDULE OF COMPENSATION**  
**YEAR ENDED JUNE 30, 2021**

Agency Head Name: Donna Paramore, Executive Director

| <u>Purpose:</u>  | <u>Total</u>      |
|--|-------------------|
| Salary   | \$ 97,131         |
| Benefits-insurance   | 7,908             |
| Benefits-other State, federal taxes & workers compensation | 8,504             |
| Reimbursements   | 3,824             |
|  | <u>\$ 117,367</u> |

**TRAVELER'S AID SOCIETY OF NEW ORLEANS, INC.**  
**(A NONPROFIT ORGANIZATION)**  
**UNITED WAY REVENUE AND EXPENSES BY FUNCTION**  
**YEAR ENDED JUNE 30, 2021**


|                                       | <u>Program Services</u>    |                   | <u>Supporting Service</u>         | <u>Total</u>        |
|---------------------------------------|----------------------------|-------------------|-----------------------------------|---------------------|
|                                       | <u>Crisis Intervention</u> | <u>Self-Help</u>  | <u>Management<br/>and General</u> |                     |
| <b>REVENUE:</b>                       |                            |                   |                                   |                     |
| Grants                                | \$ 1,460,091               | \$ 92,028         | \$ 5,789                          | \$ 1,557,908        |
| In-kind revenue                       | 91,850                     | -                 | 39,733                            | 131,583             |
| United Way grant                      | 50,000                     | 25,000            | -                                 | 75,000              |
| United Way-other grants               | 57,002                     | -                 | -                                 | 57,002              |
| United Way-designations               | 1,000                      | -                 | -                                 | 1,000               |
| Occupancy fee payments                | 60,145                     | -                 | -                                 | 60,145              |
| Contributions                         | 213                        | 3,588             | 21,305                            | 25,106              |
| Investment income                     | -                          | -                 | 134,230                           | 134,230             |
| Miscellaneous                         | 1,675                      | -                 | 2,831                             | 4,506               |
| Total revenue                         | <u>\$ 1,721,976</u>        | <u>\$ 120,616</u> | <u>\$ 203,888</u>                 | <u>\$ 2,046,480</u> |
| <b>EXPENSES:</b>                      |                            |                   |                                   |                     |
| Salaries and related expenses:        |                            |                   |                                   |                     |
| Salaries                              | \$ 550,482                 | \$ 67,006         | \$ 68,986                         | \$ 686,474          |
| Employee benefits & taxes             | 142,365                    | 13,292            | 48,952                            | 204,609             |
| Total salaries and related expense    | <u>\$ 692,847</u>          | <u>\$ 80,298</u>  | <u>\$ 117,938</u>                 | <u>\$ 891,083</u>   |
| Advertising                           | \$ 1,600                   | \$ -              | \$ 1,169                          | \$ 2,769            |
| Client expenses                       | 826,664                    | 6,681             | -                                 | 833,345             |
| Depreciation expense                  | 4,580                      | -                 | -                                 | 4,580               |
| Dues and fees                         | 3,583                      | -                 | 6,001                             | 9,584               |
| In-kind expenses                      | 91,850                     | -                 | 39,733                            | 131,583             |
| Insurance                             | 13,142                     | 1,642             | 1,642                             | 16,426              |
| Meetings                              | 53                         | -                 | 5,051                             | 5,104               |
| Miscellaneous                         | 4,794                      | -                 | 11,912                            | 16,706              |
| Postage                               | 499                        | -                 | 214                               | 713                 |
| Printing                              | 774                        | 155               | 1,604                             | 2,533               |
| Professional fees                     | 7,184                      | -                 | 17,320                            | 24,504              |
| Software and website                  | 14,780                     | 3,851             | 7,647                             | 26,278              |
| Supplies                              | 12,961                     | 2,180             | 8,751                             | 23,892              |
| Telephone                             | 5,367                      | 809               | 1,782                             | 7,958               |
| Total other expenses                  | <u>\$ 987,831</u>          | <u>\$ 15,318</u>  | <u>\$ 102,826</u>                 | <u>1,105,975</u>    |
| Total expenses                        | <u>\$ 1,680,678</u>        | <u>\$ 95,616</u>  | <u>\$ 220,764</u>                 | <u>\$ 1,997,058</u> |
| Change in net assets                  | <u>\$ 41,298</u>           | <u>\$ 25,000</u>  | <u>\$ (16,876)</u>                | <u>\$ 49,422</u>    |
| Allocation general and administrative | <u>\$ 209,726</u>          | <u>\$ 11,038</u>  |                                   |                     |



**TRAVELER'S AID SOCIETY OF NEW ORLEANS, INC.**  
**(A NONPROFIT ORGANIZATION)**  
**REVENUE AND EXPENSES BY FUNCTION**  
**YEAR ENDED JUNE 30, 2021**

|                               | Emergency<br>Shelter Grant | EFSP             | DDD              | Unity of<br>Greater<br>New Orleans,<br>Inc. | Management<br>and General and<br>Other | Total               |
|-------------------------------|----------------------------|------------------|------------------|---|--|---------------------|
| <b>REVENUE:</b>               |                            |                  |                  |   |  |                     |
| Grants                        | \$ 99,676                  | \$ -             | \$ 63,687        | \$ 1,372,518                                | \$ 22,027                              | \$ 1,557,908        |
| In-kind revenue               | -                          | -                | -                | 91,850                                      | 39,733                                 | 131,583             |
| United Way grant              | -                          | -                | -                | -   | 75,000                                 | 75,000              |
| United Way-other grants       | -                          | 57,002           | -                | -   | -                                      | 57,002              |
| United Way-designations       | -                          | -                | -                | -   | 1,000                                  | 1,000               |
| Occupancy fee payments        | -                          | -                | -                | -   | 60,145                                 | 60,145              |
| Contributions                 | 213                        | -                | -                | 3,588                                       | 21,305                                 | 25,106              |
| Investment income             | -                          | -                | -                | -   | 134,230                                | 134,230             |
| Miscellaneous                 | -                          | -                | -                | -   | 4,506                                  | 4,506               |
| Total revenue                 | <u>\$ 99,889</u>           | <u>\$ 57,002</u> | <u>\$ 63,687</u> | <u>\$ 1,467,956</u>                         | <u>\$ 357,946</u>                      | <u>\$ 2,046,480</u> |
| <b>EXPENSES:</b>              |                            |                  |                  |   |  |                     |
| Salaries and related expenses |                            |                  |                  |   |  |                     |
| Salaries                      | \$ 75,675                  | \$ 75            | \$ 45,606        | \$ 456,318                                  | \$ 108,800                             | \$ 686,474          |
| Employee benefits & taxes     | 21,260                     | -                | 12,237           | 109,701                                     | 61,411                                 | 204,609             |
|                               | <u>\$ 96,935</u>           | <u>\$ 75</u>     | <u>\$ 57,843</u> | <u>\$ 566,019</u>                           | <u>\$ 170,211</u>                      | <u>\$ 891,083</u>   |
| Advertising                   | \$ -                       | \$ -             | \$ 77            | \$ -  | \$ 2,692                               | \$ 2,769            |
| Client expenses               | -                          | 56,927           | -                | 759,246                                     | 17,172                                 | 833,345             |
| Depreciation                  | -                          | -                | -                | -   | 4,580                                  | 4,580               |
| Dues and fees                 | -                          | -                | -                | -   | 9,584                                  | 9,584               |
| In-kind expenses              | -                          | -                | -                | 91,850                                      | 39,733                                 | 131,583             |
| Insurance                     | -                          | -                | -                | 14,784                                      | 1,642                                  | 16,426              |
| Meeting                       | -                          | -                | -                | 53  | 5,051                                  | 5,104               |
| Miscellaneous                 | -                          | -                | 3,662            | 105   | 12,939                                 | 16,706              |
| Postage                       | -                          | -                | -                | 430   | 283                                    | 713                 |
| Printing                      | -                          | -                | 76               | 603   | 1,854                                  | 2,533               |
| Professional fees             | -                          | -                | 172              | 6,371                                       | 17,961                                 | 24,504              |
| Software                      | -                          | -                | 208              | 15,406                                      | 10,664                                 | 26,278              |
| Supplies                      | -                          | -                | 1,502            | 11,165                                      | 11,225                                 | 23,892              |
| Telephone                     | 2,954                      | -                | 147              | 1,924                                       | 2,933                                  | 7,958               |
|                               | <u>\$ 2,954</u>            | <u>\$ 56,927</u> | <u>\$ 5,844</u>  | <u>\$ 901,937</u>                           | <u>\$ 138,313</u>                      | <u>\$ 1,105,975</u> |
| Total expenses                | <u>\$ 99,889</u>           | <u>\$ 57,002</u> | <u>\$ 63,687</u> | <u>\$ 1,467,956</u>                         | <u>\$ 308,524</u>                      | <u>\$ 1,997,058</u> |
| Change in net assets          | <u>\$ -</u>                | <u>\$ -</u>      | <u>\$ -</u>      | <u>\$ -</u>                                 | <u>\$ 49,422</u>                       | <u>\$ 49,422</u>    |

**SPECIAL REPORTS OF INDEPENDENT AUDITOR**



**INDEPENDENT AUDITOR'S REPORT ON INTERNAL CONTROL OVER  
FINANCIAL REPORTING AND ON COMPLIANCE AND  
OTHER MATTERS BASED ON AN AUDIT OF FINANCIAL  
STATEMENTS PERFORMED IN ACCORDANCE WITH  
GOVERNMENT AUDITING STANDARDS**

To the Board of Directors of  
Traveler's Aid Society of New Orleans, Inc.  
New Orleans, Louisiana

We have audited, in accordance with the auditing standards generally accepted in the United States of America and the standards applicable to financial audits contained in *Government Auditing Standards* issued by the Comptroller General of the United States, the financial statements of Traveler's Aid Society of New Orleans, Inc. (nonprofit organization) which comprise the statement of financial position as of June 30, 2021 and 2020, and the related statements of activities, and cash flows for the years then ended, and the related notes to the financial statements, and have issued our report thereon dated December 28, 2021.

**Internal Control over Financial Reporting**

In planning and performing our audit of the financial statements, we considered Traveler's Aid Society of New Orleans, Inc.'s internal control over financial reporting (internal control) as a basis for designing the audit procedures that are appropriate in the circumstances for the purpose of expressing our opinion on the financial statements, but not for the purpose of expressing an opinion on the effectiveness of Traveler's Aid Society of New Orleans, Inc.'s internal control. Accordingly, we do not express an opinion on the effectiveness of Traveler's Aid Society of New Orleans, Inc.'s internal control.

A *deficiency in internal control* exists when the design or operation of a control does not allow management or employees, in the normal course of performing their assigned functions, to prevent, or detect and correct, misstatements on a timely basis. A *material weakness* is a deficiency, or a combination of deficiencies, in internal control, such that there is a reasonable possibility that a material misstatement of the entity's financial statements will not be prevented, or detected and corrected, on a timely basis. A *significant deficiency* is a deficiency, or a combination of deficiencies, in internal control that is less severe than a material weakness, yet important enough to merit attention by those charged with governance.

Our consideration of internal control was for the limited purpose described in the first paragraph of this section and was not designed to identify all deficiencies in internal control that might be material weaknesses or significant deficiencies. Given these limitations, during our audit we did not identify any deficiencies in internal control that we consider to be material weaknesses. However, material weaknesses may exist that have not been identified.

## **Compliance and Other Matters**

As part of obtaining reasonable assurance about whether the Organization's financial statements are free from material misstatement, we performed tests of its compliance with certain provisions of laws, regulations, contracts, and grant agreements, noncompliance with which could have a direct and material effect on the determination of financial statement amounts. However, providing an opinion on compliance with those provisions was not an objective of our audit, and accordingly, we do not express such an opinion. The results of our tests disclosed no instances of noncompliance or other matters that are required to be reported under *Government Auditing Standards*.


## **Purpose of this Report**

The purpose of this report is solely to describe the scope of our testing of internal control and compliance and the results of that testing, and not to provide an opinion on the effectiveness of the organization's internal control or on compliance. This report is an integral part of an audit performed in accordance with *Government Auditing Standards* in considering the Organization's internal control and compliance. Accordingly, this communication is not suitable for any other purpose.

This report is intended for the information of the Board of Directors, management, the State of Louisiana, the Legislative Auditor for the State of Louisiana, Federal Awarding Agencies, and pass-through entities and is not intended to be and should not be used by anyone other than these specified parties. Under Louisiana Revised Statute 24:513, this report is distributed by the Legislative Auditor as a public document.

A handwritten signature in cursive script that reads "Bernard & Franks".

December 28, 2021



**INDEPENDENT AUDITOR'S REPORT ON COMPLIANCE FOR EACH MAJOR PROGRAM AND ON INTERNAL CONTROL OVER COMPLIANCE REQUIRED BY THE UNIFORM GUIDANCE**

To the Board of Directors of  
Traveler's Aid Society of New Orleans, Inc.  
New Orleans, Louisiana

**Report on Compliance for Each Major Federal Program**

We have audited Traveler's Aid Society of New Orleans, Inc.'s compliance with the types of compliance requirements described in the *OMB Compliance Supplement* that could have a direct and material effect on each of the Traveler's Aid Society of New Orleans, Inc.'s major federal programs for the years ended June 30, 2021 and 2020. Traveler's Aid Society of New Orleans, Inc.'s major programs are identified in the summary of auditor's results section of the accompanying schedule of findings and questioned costs.

**Management's Responsibility**

Management is responsible for compliance with federal statutes, regulations, and the terms and conditions of its federal awards applicable to its federal programs.

**Auditor's Responsibility**

Our responsibility is to express an opinion on compliance for each of Traveler's Aid Society of New Orleans, Inc.'s major federal programs based on our audit of types of compliance requirements referred to above. We conducted our audit of compliance in accordance with auditing standards generally accepted in the United States of America; the standards applicable to financial audits contained in *Government Auditing Standards*, issued by the Comptroller General of the United States; and audit requirements of Title 2 U. S. *Code of Federal Regulations* Part 200, *Uniform Administrative Requirements, Cost Principles, and Audit Requirements for Federal Awards* (Uniform Guidance). Those standards and the Uniform Guidance require that we plan and perform the audit to obtain reasonable assurance about whether noncompliance with the types of compliance requirements referred to above that would have a direct and material effect on a major federal program occurred. An audit includes examining, on a test basis, evidence about Traveler's Aid Society of New Orleans, Inc.'s compliance with those requirements and performing such other procedures as we considered necessary in the circumstances.

We believe that our audit provides a reasonable basis for our opinion on compliance for each major federal program. However, our audit does not provide a legal determination of Traveler's Aid Society of New Orleans, Inc., compliance.



## Opinion on Each Major Federal Program

In our opinion, Traveler's Aid Society of New Orleans, Inc. complied, in all material respects, with the types of compliance requirements referred to above that could have a direct and material effect on each of its major federal programs for the years ended June 30, 2021 and 2020.

## Report on Internal Control over Compliance

Management of Traveler's Aid Society of New Orleans, Inc. is responsible for establishing and maintaining effective internal control over compliance with the types of compliance requirements referred to above. In planning and performing our audit of compliance, we consider Traveler's Aid Society of New Orleans, Inc.'s internal control over compliance with the types of requirements that could have a direct and material effect on each major federal program to determine the auditing procedures that are appropriate in the circumstances for the purpose of expressing an opinion on compliance for each major federal program and to test and report on internal control over compliance in accordance with the Uniform Guidance, but not for the purpose of expressing an opinion on the effectiveness of Traveler's Aid Society of New Orleans, Inc.'s internal control over compliance.

*A deficiency in internal control over compliance* exists when the design or operation of a control over compliance does not allow management of employees, in the normal course of performing their assigned functions, to prevent or detect and correct, noncompliance with a type of compliance requirement of a federal program on a timely basis. *A material weakness in internal control over compliance* is a deficiency, or a combination of deficiencies, in internal control over compliance, such that there is a reasonable possibility that material noncompliance with a type of compliance requirement of a federal program will not be prevented, or detected and corrected, on a timely basis. *A significant deficiency in internal control over compliance* is a deficiency, or a combination of deficiencies, in internal control over compliance with a type of compliance requirement of a federal program that is less severe than a material weakness in internal control over compliance, yet important enough to merit attention by those charged with governance.

Our consideration of internal control over compliance was for the limited purpose described in the first paragraph of this section and was not designed to identify all deficiencies in internal control over compliance that might be material weaknesses or significant deficiencies and therefore, we did not identify any deficiencies in internal control over compliance that we consider to be material weaknesses. However, material weaknesses may exist that have not been identified.

The purpose of this report on internal control over compliance is solely to describe the scope of our testing of internal control over compliance and the results of that testing based on the requirements of the Uniform Guidance. Accordingly, this report is not suitable for any other purpose. Under Louisiana Revised Statute 24:513, this report is distributed by the Legislative Auditor as a public document.



December 28, 2021  
Metairie, Louisiana

TRAVELER'S AID SOCIETY OF NEW ORLEANS, INC.  
(A NONPROFIT ORGANIZATION)  
SCHEDULE OF EXPENDITURES OF FEDERAL  
AWARDS FOR THE YEAR ENDED JUNE 30, 2021  
AND RELATED NOTES

| Federal Grantor/Pass-Through Grantor/<br>Program Title | Assistance<br>listing<br>number | Contract<br>Number | Federal<br>Expenditures |
|--|---------------------------------|--------------------|-------------------------|
| U.S. Department of Housing and Urban Development       |                                 |                    |                         |
| Continuum of Care Program:                             |                                 |                    |                         |
| Passed through Unity of Greater New Orleans, Inc.      |                                 |                    |                         |
| The Journey Home                                       | 14.267                          | LA0280L6H031903    | \$ 1,041,964            |
| Day Center Coordinated Entry                           | 14.267                          | LA0276L6H031903    | 125,401                 |
| Emergency Solutions Grant:                             |                                 |                    |                         |
| Passed through Unity of Greater New Orleans, Inc.      |                                 |                    |                         |
| Homeless Prevention Project                            | 14.231                          | State ESG-CV       | 103,820                 |
| Passed through City of New Orleans                     |                                 |                    |                         |
| Emergency Shelter                                      | 14.231                          | ESG-034B           | 99,676                  |
| Total U.S. Department of Housing and Urban Development |                                 |                    | <u>\$ 1,370,861</u>     |
| U.S. Department of Homeland Security                   |                                 |                    |                         |
| Emergency Food and Shelter National Board Program:     |                                 |                    |                         |
| Passed through United Way of Southeast Louisiana       |                                 |                    |                         |
| Emergency Food and Shelter Program                     | 97.114                          |                    | \$ 57,002               |
| Total U.S. Department of Homeland Security             |                                 |                    | <u>\$ 57,002</u>        |
| TOTAL EXPENDITURES OF FEDERAL AWARDS                   |                                 |                    | <u>\$ 1,427,863</u>     |

**TRAVELER'S AID SOCIETY OF NEW ORLEANS, INC.**

**NOTES TO SCHEDULE OF EXPENDITURE OF FEDERAL AWARDS  
YEAR ENDED JUNE 30, 2021**

**NOTE 1. BASIS OF PRESENTATION**

The accompanying schedule of expenditures of federal awards (the Schedule) includes the federal award activity of Traveler's Aid Society of New Orleans, Inc. under programs of the federal government for the year ended June 30, 2020. The information in this Schedule is presented in accordance with the requirements of Title 2 U.S. *Code of Federal Regulations* Part 200, *Uniform Administrative Requirements, Cost Principles, and Audit Requirements for Federal Awards* (Uniform Guidance). Because the Schedule presents only a selected portion of the operations of Traveler's Aid Society of New Orleans, Inc. it is not intended to and does not present the financial position, changes in net assets, or cash flows of Traveler's Aid Society of New Orleans, Inc.

**NOTE 2. SUMMARY OF SIGNIFICANT ACCOUNTING POLICIES**

**Financial Statement Presentation**

Expenditures reported on the Schedule are reported on the accrual basis of accounting. Such expenditures are recognized following the cost principles contained in the Uniform Guidance and/or OMB Circular A-122, *Cost Principles for Non-profit Organizations* wherein certain types of expenditures are not allowable or are limited as to reimbursement.

**Indirect Cost Rate**

The Organization did not elect to take the de minimis indirect cost rate allowed under the Uniform Guidance.



**SCHEDULE OF FINDINGS AND QUESTIONED COSTS**

**TRAVELER'S AID SOCIETY OF NEW ORLEANS, INC.**

**SCHEDULE OF FINDINGS AND QUESTIONED COSTS  
YEAR ENDED JUNE 30, 2021**

**Section I – Summary of Auditor's Reports**

1. The auditor's report expresses an unmodified opinion on the financial statements of Traveler's Aid Society of New Orleans, Inc., which was prepared in accordance with generally accepted accounting principles.
2. No significant deficiencies or material weaknesses in internal control were disclosed during the audit of the financial statements were reported in the Independent Auditor's Report on Internal Control over Financial Reporting and on Compliance and Other Matters Based on an Audit of Financial Statements prepared in accordance with *Government Auditing Standards*.
3. No instances of noncompliance material to the financial statements of Traveler's Aid Society of New Orleans, Inc. were disclosed in the Independent Auditor's Report on Internal Control over Financial Reporting and on Compliance and Other Matters Based on an Audit of Financial Statements Prepared in accordance with *Government Auditing Standards*.
4. No significant deficiencies or material weaknesses relating to internal control over major federal award programs disclosed during the audit are reported in the Independent Auditor's Report on Compliance for Each Major Program and on Internal Control over Compliance Required by the Uniform Guidance.
5. The auditor's report on compliance for the major federal award programs Traveler's Aid Society of New Orleans, Inc. expresses an unmodified opinion on all major federal programs.
6. There were no audit findings that are required to be reported in accordance with 2 CFR section 200.516(a) in this Schedule.
7. No management letter was issued for the year ended June 30, 2021.
8. The program tested as major program was:  

CFDA No. 14.267      Continuum of Care Program
9. The threshold for distinguishing Types A and B programs was \$750,000.
10. Traveler's Aid Society of New Orleans, Inc. was determined to be a low-risk auditee.

**TRAVELER'S AID SOCIETY OF NEW ORLEANS, INC.**

**SCHEDULE OF FINDINGS AND QUESTIONED COSTS  
YEAR ENDED JUNE 30, 2021**

**Section II – Findings - Financial Statement Audit**

There were no findings related to the financial statements noted during the audit for the year ended June 30, 2021.

**Section III - Findings and Questioned Costs – Major Federal Awards**

There were no findings related to major federal award programs during the audit for the year ended June 30, 2021.

**REPORTS BY MANAGEMENT**

**TRAVELER'S AID SOCIETY OF NEW ORLEANS, INC.**  
**SCHEDULE OF PRIOR YEAR FINDINGS AND RESPONSES**  
**YEAR ENDED JUNE 30, 2021**

There were no prior year findings.

**LOUISIANA COMPLIANCE QUESTIONNAIRE**  
**(For Audit Engagements of Quasi-Public Agencies)**

December 28, 2021 (Date Transmitted)

Bernard & Franks, A Corporation of Certified Public Accountants (CPA Firm Name)  
4141 Veterans Boulevard, Suite 313 (CPA Firm Address)  
Metairie, LA 70002 (City, State Zip)

In connection with your audit of our financial statements as of June 30, 2021 and for the year then ended \_\_\_\_\_ (period of audit) for the purpose of expressing an opinion as to the fair presentation of our financial statements in accordance with accounting principles generally accepted in the United States of America, to assess our internal control structure as a part of your audit, and to review our compliance with applicable laws and regulations, we confirm, to the best of our knowledge and belief, the following representations. These representations are based on the information available to us as of December 31, 2021 (date completed/date of the representations).

**PART I. Agency Profile**

1. Name and address of the organization.

Traveler's Aid Society of Greater New Orleans, Inc.  
1500 Gravier St., New Orleans, LA 70112

2. List names, addresses, and telephone numbers of entity officials. Include elected/appointed members of the governing board, chief executive and fiscal officer, and legal counsel.

See attached list

3. Period of time covered by this questionnaire.

July 1, 2020 through June 30, 2021

4. The entity has been organized under the following provisions of the Louisiana Revised Statute(s) (R.S.) and, if applicable, local resolutions/ordinances.

Not applicable

5. Briefly describe the public services provided.

Travelers Aid Society is committed to preventing homelessness and to helping homeless or stranded families and individuals regain a self-sufficient lifestyle.

6. Expiration date of current elected/appointed officials' terms.

Not applicable.

**Part II. Federal, State, and Local Awards**

7. We have detailed for you the amount of federal, state and local award expenditures for the fiscal year, by grant and grant year.

Yes  No

8. All transactions relating to federal grants have been properly recorded within our accounting records and reported to the appropriate federal grantor officials.

Yes  No

9. All transactions relating to state grants have been properly recorded within our accounting records and reported to the state grantor officials.

Yes [ x ] No [ ]

10. All transactions relating to local grants have been properly recorded within our accounting records and reported to the appropriate local grantor officials.

Yes [ x ] No [ ]

11. The reports filed with federal agencies are properly supported by books of original entry and supporting documentation.

Yes [ x ] No [ ]

12. The reports filed with state agencies are properly supported by books of original entry and supporting documentation.

Yes [ x ] No [ ]

13. The reports filed with local agencies are properly supported by books of original entry and supporting documentation.

Yes [ x ] No [ ]

14. We have complied with all applicable compliance requirements of all federal programs we administer,

Yes [ x ] No [ ]

15. We have complied with all applicable specific requirements of all state programs we administer, to include matters contained in the grant awards.

Yes [ x ] No [ ]

16. We have complied with all applicable specific requirements of all local programs we administer, to include matters contained in the grant awards.

Yes [ x ] No [ ]

17. We have provided you with all communications from grantors concerning noncompliance with or deficiencies in administering grant programs.

Yes [ x ] No [ ]

### Part III. Public Records

18. We are familiar with the Public Records Act and have made available to the public those records as required by R.S. 44:33.

Yes [ ] No [ ]

Not applicable.

### Part IV. Open Meetings

19. Our meetings, as they relate to public funds, have been posted as an open meeting as required by R.S. 42:11 through 42:28 (the open meetings law). **Note: Please refer to Attorney General Opinion No. 13-0043 and the guidance in the publication “Open Meeting FAQs,” available on the Legislative Auditor’s website to determine whether a non-profit agency is subject to the open meetings law.**

Yes [ ] No [ ]

Not applicable.

**Part V. Budget**

20. For each federal grant, we have filed with the appropriate grantor agency a comprehensive budget for those grants that included the purpose and duration.

Yes [ x ] No [ ]

21. For each grant received from the state, we have filed with the appropriate grantor agency a comprehensive budget for those grants that included the purpose, duration, specific goals and objectives, and measures of performance.

Yes [ x ] No [ ]

22. For each local grant, we have filed with the appropriate grantor agency a comprehensive budget for those grants that included the purpose and duration.

Yes [ x ] No [ ]

**Part VI. Reporting**

23. We have had our financial statements audited in a timely manner in accordance with R.S. 24:513.

Yes [ x ] No [ ]

24. We did not enter into any contracts that utilized state funds as defined in R.S. 39:72.1 A. (2); and that were subject to the public bid law (R.S. 38:2211, et seq.), while the agency was not in compliance with R.S. 24:513 (the audit law).



Yes [ x ] No [ ]

25. We have complied with R.S. 24:513 A. (3) regarding disclosure of compensation, reimbursements, benefits and other payments to the agency head, political subdivision head, or chief executive officer.

Yes [ x ] No [ ]

The previous responses have been made to the best of our belief and knowledge. We have disclosed to you all known noncompliance of the foregoing laws and regulations, as well as any contradictions to the foregoing representations. We have made available to you documentation relating to the foregoing laws and regulations.

We have provided you with any communications from regulatory agencies or other sources concerning any possible noncompliance with the foregoing laws and regulations, including any communications received between the end of the period under examination and the issuance of this report. We acknowledge our responsibility to disclose to you, the Legislative Auditor, and the applicable state grantor agency/agencies any known noncompliance that may occur subsequent to the issuance of your report.

|   |           |                     |      |
|---|-----------|---------------------|------|
| <br><small>Geoffrey Gates (Dec 28, 2021 15:08 CST)</small> | Secretary | <u>Dec 28, 2021</u> | Date |
| <u>Tipper Lampton Allen</u><br><small>Tipper Lampton Allen (Dec 28, 2021 12:16 CST)</small>   | Treasurer | <u>Dec 28, 2021</u> | Date |
| <br><small>Julie Matthews (Dec 28, 2021 14:59 CST)</small> | President | <u>Dec 28, 2021</u> | Date |