

2627

**Claiborne Parish School Board**  
**Homer, Louisiana**

**Annual Financial Report**  
**As of and for the Year Ended June 30, 2007**

Under provisions of state law, this report is a public document. A copy of the report has been submitted to the entity and other appropriate public officials. The report is available for public inspection at the Baton Rouge office of the Legislative Auditor and, where appropriate, at the office of the parish clerk of court.

Release Date 4/9/08

**Claiborne Parish School Board  
Table of Contents**


	<u>Statement</u>	<u>Page</u>
<b>FINANCIAL SECTION</b>		
Independent Auditors' Report		1-2
Required Supplemental Information:		3
Management's Discussion and Analysis (MD&A)		4-11
Basic Financial Statements:		
Government-wide Financial Statements (GWFS)		12
Statement of Net Assets	A	13
Statement of Activities	B	14
Fund Financial Statements (FFS)		15
Governmental Funds:		
Balance Sheet	C	16-17
Reconciliation of the Governmental Funds Balance Sheet to the Statement of Net Assets	D	19
Statement of Revenues, Expenditures, and Changes in Fund Balances	E	20-23
Reconciliation of the Governmental Funds Statement of Revenues, Expenditures, and Changes in Fund Balances to the Statement of Activities	F	24
Fiduciary Funds:		
Statement of Fiduciary Assets and Liabilities	G	25
Notes to the Basic Financial Statements		
Index		26
Notes		27-43
	<u>Exhibit</u>	
<b>REQUIRED SUPPLEMENTAL INFORMATION</b>		44
Budgetary Comparison Schedules		45
General Fund	1-1	46
Title I	1-2	47
Maintenance Funds	1-3	48
School Lunch	1-4	49
Notes to the Budgetary Comparison Schedules		51-53
<b>SUPPLEMENTAL INFORMATION</b>		55
Combining Nonmajor Governmental Funds - by Fund Type		
Combining Balance Sheet	2	56
Combining Statement of Revenues, Expenditures, and Changes in Fund Balances	3	57-58
Nonmajor Special Revenue Funds		59
Combining Balance Sheet	4	60-61
Combining Statement of Revenues, Expenditures, and Changes in Fund Balances	5	62-63
Nonmajor Debt Service Funds		64
Combining Balance Sheet	6	65
Combining Statement of Revenues, Expenditures, and Changes in Fund Balances	7	66
Agency Funds		67
Statement of Changes in Fiduciary Assets and Liabilities	8	68
School Activities Agency Fund - Schedule of Changes in Deposits Due Others	9	69
Sales Tax Agency Fund - Schedule of Changes in Deposits Due Others	10	70

(Continued)

**Claiborne Parish School Board  
Table of Contents**

	<u>Page</u>
<b>OTHER SCHEDULES</b>	71
Maintenance Fund Accounts	
Combining Balance Sheet	11 72-73
Combining Schedule of Revenues, Expenditures, and Changes in Fund Balances	12 74-75
Schedule of Compensation Paid Board Members	13 76
 <b>SINGLE AUDIT INFORMATION</b>	 77
Report on Internal Control Over Financial Reporting and on Compliance and Other Matters Based on an Audit of Financial Statements Performed in Accordance With <u>Government Auditing Standards</u>	78-79
Report on Compliance With Requirements Applicable to Each Major Program and on Internal Control Over Compliance in Accordance With <u>OMB Circular A-133</u>	80-81
Schedule of Expenditures of Federal Awards	82
Notes to the Schedule of Expenditures of Federal Awards	83
Schedule of Findings and Questioned Costs	84-88
 <b>OTHER INFORMATION</b>	 89
Schedule of Prior Audit Findings	90
Corrective Action Plan for Current Year Audit Findings	91-93
Management Letter Items	
Management Letter	94-95
Status of Prior Management Letter Item	96
Independent Accountants' Report on Applying Agreed-upon Procedures	97-100
Schedules of Performance and Statistical Data as Prepared By Management	101-112

(Concluded)



# ALLEN, GREEN & WILLIAMSON, LLP

CERTIFIED PUBLIC ACCOUNTANTS

P. O. Box 6075

Monroe, LA 71211-6075

2414 Ferrand Street  
Monroe, LA 71201

Phone: (318) 388-4422  
Fax: (318) 388-4864

Toll-free: (888) 741-0205  
[www.allengreencpa.com](http://www.allengreencpa.com)

Tim Green, CPA  
Margie Williamson, CPA

Diane Ferschoff, CPA  
Amy Tynes, CPA  
Aimee Buchanan, CPA  
Angie Williamson, CPA  
Cindy Thomason, CPA

Ernest L. Allen, CPA  
(Retired) 1963 - 2000

## INDEPENDENT AUDITORS' REPORT

Board Members  
Claiborne Parish School Board  
Homer, Louisiana

We have audited the accompanying financial statements of the governmental activities, each major fund and the aggregate remaining fund information of Claiborne Parish School Board, as of and for the year ended June 30, 2007, which collectively comprise the School Board's basic financial statements, as listed in the table of contents. These financial statements are the responsibility of the School Board's management. Our responsibility is to express opinions on these financial statements based on our audit.

We conducted our audit in accordance with auditing standards generally accepted in the United States of America and the standards applicable to financial audits contained in Government Auditing Standards, issued by the Comptroller General of the United States. Those standards require that we plan and perform the audit to obtain reasonable assurance about whether the financial statements are free of material misstatement. An audit includes consideration of internal control over financial reporting as a basis for designing audit procedures that are appropriate in the circumstances, but not for the purpose of expressing an opinion on the effectiveness of the School Board's internal control over financial reporting. Accordingly, we express no such opinion. An audit also includes examining, on a test basis, evidence supporting the amounts and disclosures in the financial statements, assessing the accounting principles used and significant estimates made by management, as well as evaluating the overall financial statement presentation. We believe that our audit provides a reasonable basis for our opinions.

In our opinion, the financial statements referred to above present fairly, in all material respects, the respective financial position of the governmental activities, each major fund and the aggregate remaining fund information of the School Board as of June 30, 2007, and the respective changes in financial position for the year then ended in conformity with accounting principles generally accepted in the United States of America.

In accordance with Government Auditing Standards, we have also issued our report dated March 31, 2008 on our consideration of the School Board's internal control over financial reporting and on our tests of its compliance with certain provisions of laws, regulations, contracts, and grant agreements and other matters. The purpose of that report is to describe the scope of our testing of internal control over financial reporting and compliance and the results of that testing, and not to provide an opinion on the internal control over financial reporting or on compliance. That report is an integral part of an audit performed in accordance with Government Auditing Standards and should be considered in assessing the results of the audit.

The Management's Discussion and Analysis and the Budgetary Comparison Schedules, as listed in the table of contents, are not a required part of the basic financial statements but are supplemental information required by the Governmental Accounting Standards Board. We have applied certain limited procedures, which consisted principally of inquiries of management regarding the methods of measurement and presentation of the required supplemental information. However, we did not audit the information and express no opinion on it.

Our audit was conducted for the purpose of forming opinions on the financial statements that collectively comprise the School Board's basic financial statements. The supplemental information and the Schedule of Expenditures of Federal Awards as required by OMB Circular A-133, as listed in the table of contents, are presented for purposes of additional analysis and are not a required part of the basic financial statements. Such information has been subjected to the auditing procedures applied in the audit of the basic financial statements and, in our opinion, is fairly stated, in all material respects, in relation to the basic financial statements taken as a whole.

The information identified in the table of contents as Other Information is presented for purposes of additional analysis and is not a required part of the basic financial statements of the School Board. Such information has not been subjected to the auditing procedures applied in the audit of the basic financial statements and, accordingly, we express no opinion on it.

*Allen, Green + Williamson, LLP*  
ALLEN, GREEN & WILLIAMSON, LLP

Monroe, Louisiana  
March 31, 2008

**REQUIRED SUPPLEMENTAL INFORMATION:**

**MANAGEMENT'S DISCUSSION  
AND ANALYSIS (MD&A)**

---

**Claiborne Parish School Board**  
**Management's Discussion and Analysis (MD&A)**

---

Our discussion and analysis of Claiborne Parish School Board's financial performance provides an overview of the School Board's financial activities for the fiscal year ended June 30, 2007. Please read it in conjunction with the School Board's financial statements which follow this Management's Discussion and Analysis.

The Management's Discussion and Analysis (MD&A) is an element of the new reporting model adopted by the Governmental Accounting Standards Board (GASB) in their Statement No. 34 Basic Financial Statements – and Management's Discussion and Analysis – for State and Local Governments issued June 1999

The Claiborne Parish School Board was created by Louisiana Revised Statute (LSA-R.S.) 17:51 to provide public education for the children within Claiborne Parish. The School Board is authorized by LSA-R.S. 17:81 to establish policies and regulations for its own government consistent with the laws of the State of Louisiana and the regulations of the Louisiana Board of Elementary and Secondary Education. The School Board is comprised of ten members who are elected for four years.

The School Board operates eight schools within the parish with a total enrollment of 2,618 pupils for the year ended June 30, 2007. In conjunction with the regular educational programs, some of these schools offer special education and/or adult education programs. In addition, the School Board provides transportation and school food services for the students.

**FINANCIAL HIGHLIGHTS** The primary resources available to the School Board are local revenues which are primarily tax receipts, state revenues which are primarily minimum foundation funding and cost reimbursement grants, and federal revenues which are primarily cost reimbursement grants.

The fund balances of all governmental funds increased \$714,623. The fund balance of the general fund increased \$1,398,532 due mainly to an overall increase in revenue of \$758,692 and a reduction in expenses of \$467,045 from prior year amounts. The increase in revenue included an increase to ad valorem tax of \$52,270, an increase in interest earnings of \$94,104, and an increase to MFP of \$635,784 from 2006. Expenses for regular instruction decrease from 2006 in the amount of \$575,510.

The Title I Fund is a cost reimbursement fund based on the amount of the federal grant award each year.

The Maintenance Funds account for the proceeds of ad valorem taxes levied to maintain and improve school facilities in the parish. This fund decreased \$35,361 during the year mainly due to an increase in expenses of \$385,530 from 2006.

School Lunch fund balance decreased \$77,980 which was due mainly to revenues for current year being \$79,165 less than revenue for the prior year while expenses remained basically the same when compared to 2006 expenses. At the end of 2007, the School Lunch Fund has a deficit fund balance of \$165,339.

The total cost of the School Board's programs for the fiscal year was \$24,384,982. Federal and state grants paid \$3,722,500, charges for services \$183,912, MFP \$14,389,648, local sales tax \$3,141,066 and local ad valorem taxes \$3,707,382.

---

**Claiborne Parish School Board  
Management's Discussion and Analysis (MD&A)**

---

**ANNUAL REPORT** The School Board's annual report consists of a series of financial statements that show information for the School Board as a whole, its funds, and its fiduciary responsibilities. The Statement of Net Assets and the Statement of Activities provide information about the activities of the School Board as a whole and present a longer-term view of the School Board's finances. Our fund financial statements are included later in this report. For our governmental activities, these statements tell how we financed our services in the short-term as well as what remains for future spending. Fund statements also may give you some insights into the School Board's overall financial health. Fund financial statements also report the School Board's operations in more detail than the government-wide financial statements by providing information about the School Board's most significant funds, the General Fund, Title I Fund, Maintenance Fund, and the School Lunch Fund. The remaining statement - the Statement of Fiduciary Assets and Liabilities presents financial information about activities for which the School Board acts solely as an agent for the benefit of students and parents.

**Financial Section**

**Required Supplemental Information**

Management's Discussion & Analysis (MD&A)

**Basic Financial Statements**

**Government-wide  
Financial Statements**



**Fund  
Financial Statements**

**Notes to the Basic Financial Statements**

**Required Supplemental Information**

Budgetary Information for Major Funds

**Supplemental Information**

Nonmajor Funds Combining Statements  
Agency Funds Statements/Schedules  
Schedule of Compensation Paid Board Members

Our auditor has provided assurance in his independent auditor's report, located immediately preceding this Management's Discussion and Analysis, that the Basic Financial Statements are fairly stated. Varying degrees of assurance is being provided by the auditor regarding the Required Supplemental Information and the Supplemental Information identified above. A user of this report should read the independent auditor's report carefully to ascertain the level of assurance being provided for each of the other parts in the Financial Section.



---

**Claiborne Parish School Board**  
**Management's Discussion and Analysis (MD&A)**

---

**Reporting the School Board as a Whole**

***The Statement of Net Assets and the Statement of Activities***

Our analysis of the School Board as a whole begins with the government-wide financial statements. One of the most important questions asked about the School Board is, "Is the School Board as a whole better off or worse off financially as a result of the year's activities?" The Statement of Net Assets and the Statement of Activities, which appear first in the School Board's financial statements, report information on the School Board as a whole and its activities in a way that helps you answer this question. We prepare these statements to include all assets and liabilities, using the accrual basis of accounting, which is similar to the accounting used by most private-sector companies. All of the current year's revenues and expenses are taken into account regardless of when cash is received or paid.

These two statements report the School Board's net assets - the difference between assets and liabilities, as reported in the Statement of Net Assets - as one way to measure the School Board's financial health, or financial position. Over time, increases or decreases in the School Board's net assets - as reported in the Statement of Activities - are one indicator of whether its financial health is improving or deteriorating. The relationship between revenues and expenses is the School Board's operating results. However, the School Board's goal is to provide services to our students, not to generate profits as commercial entities do. One must consider many other non-financial factors, such as the quality of the education provided and the safety of the schools to assess the overall health of the School Board.

The Statement of Net Assets and Statement of Activities report the following activity for the School Board:

Governmental activities - All of the School Board's services are reported here, including instruction, plant services, transportation, and food services. Property taxes, sales taxes, Minimum Foundation Program funds, and state and federal grants finance most of these activities.

**Reporting the School Board's Most Significant Funds**

***Fund Financial Statements***

The School Board's fund financial statements provide detailed information about the most significant funds - not the School Board as a whole. Some funds are required to be established by State law and by bond covenants. However, the School Board establishes many other funds to help it control and manage money for particular purposes (like the School Food Service) or to show that it is meeting legal responsibilities for using certain taxes, grants, and other money (like grants the School Board receives from the U.S. Department of Education). The School Board's governmental funds use the following accounting approach:

Governmental funds - All of the School Board's services are reported in governmental funds. Governmental fund reporting focuses on showing how money flows into and out of funds and the balances left at year-end that are available for spending. They are reported using an accounting method called modified accrual accounting, which measures cash and all other financial assets that can readily be converted to cash. The governmental fund statements provide a detailed short-term view of the School Board's operations and the services it provides. Governmental fund information helps you determine whether there are more or fewer financial resources that can be spent in the near future to finance the School Board's programs. We describe the relationship (or differences) between governmental activities (reported in the Statement of Net Assets and the Statement of Activities) and governmental funds in reconciliation on Statements D and F.

**Claiborne Parish School Board**  
**Management's Discussion and Analysis (MD&A)**

**The School Board as Trustee**

***Reporting the School Board's Fiduciary Responsibilities***

The School Board is the trustee, or fiduciary, for its student activities funds, and scholarship fund. All of the School Board's fiduciary activities are reported in the Statements of Fiduciary Assets and Liabilities. We exclude these activities from the School Board's other financial statements because the School Board cannot use these assets to finance its operations. The School Board is responsible for ensuring that the assets reported in these funds are used for their intended purposes.

**THE SCHOOL BOARD AS A WHOLE** The School Board's net assets were \$16,736,493 at June 30, 2007. Of this amount \$5,184,749 was unrestricted. Restricted net assets are reported separately to show legal constraints from debt covenants and enabling legislation that limit the School Board's ability to use those net assets for day-to-day operations. Our analysis below focuses on the net assets, (Table 1) and the change in net assets (Table 2) of the School Board's governmental activities.

**Table 1**  
**Net Assets**  
**June 30,**

	<u>Governmental Activities</u>		
	<u>2007</u>	<u>2006</u>	<u>Variance</u>
Current and other assets	\$10,788,170	\$ 9,870,377	\$ 917,793
Restricted assets - investments	1,594,465	0	1,594,465
Capital assets	<u>22,756,163</u>	<u>22,011,719</u>	<u>744,444</u>
Total assets	<u>35,138,798</u>	<u>31,882,096</u>	<u>3,256,702</u>
Current and other liabilities	2,004,447	1,812,134	192,313
Long-term liabilities	<u>16,397,858</u>	<u>15,480,625</u>	<u>917,233</u>
Total liabilities	<u>18,402,305</u>	<u>17,292,759</u>	<u>1,109,546</u>
Net assets			
Invested in capital assets, net of debt	7,446,029	7,502,628	(56,599)
Restricted	4,105,715	2,177,669	1,928,046
Unrestricted	<u>5,184,749</u>	<u>4,909,040</u>	<u>275,709</u>
Total net assets	<u>\$16,736,493</u>	<u>\$14,589,337</u>	<u>\$2,147,156</u>

The \$5,184,749 in unrestricted net assets of governmental activities represents accumulated results of all past years operations. It means that if the School Board had to pay off all of its bills today including all of its non-capital liabilities such as compensated absences, there would be \$5,184,749 left.

The results of this year's operations for the School Board as a whole are reported in the Statement of Activities. Table 2 on the next page, takes the information from that statement and rearranges it slightly so that readers can see total revenues for the year.

**Claiborne Parish School Board**  
**Management's Discussion and Analysis (MD&A)**

**Table 2**  
**Changes in Net Assets**  
**For the Year Ended June 30,**

	<u>Governmental Activities</u>		
	<u>2007</u>	<u>2006</u>	<u>Variance</u>
Net Assets - beginning	\$14,589,337	\$13,728,066	\$ 861,271
<b>Revenues:</b>			
Program revenues			
Charges for services	183,912	197,668	(13,756)
Operating grants and contributions	3,722,500	4,466,028	(743,528)
Capital grants and contributions	0	0	0
General Revenues			
Ad valorem taxes	3,707,382	3,521,578	185,804
Sales taxes	3,141,066	3,349,447	(208,381)
State equalization	14,389,648	13,753,864	635,784
Other general revenues	<u>1,387,630</u>	<u>554,019</u>	<u>833,611</u>
Total revenues	<u>26,532,138</u>	<u>25,842,604</u>	<u>689,534</u>
<b>Functions/Program Expenses:</b>			
Instruction			
Regular programs	9,087,769	9,521,238	(433,469)
Special programs	2,574,498	2,743,964	(169,466)
Other instructional programs	2,320,975	2,211,405	109,570
Support services			
Student services	729,349	748,606	(19,257)
Instructional staff support	1,487,243	1,753,577	(266,334)
General administration	730,445	642,733	87,712
School administration	1,494,126	1,362,037	132,089
Business services	279,201	231,568	47,633
Plant services	2,006,749	1,993,876	12,873
Student transportation services	1,330,381	1,307,318	23,063
Central services	11,828	10,285	1,543
Food Services	1,647,229	1,692,828	(45,599)
Community service programs	16,424	18,021	(1,597)
Interest on long-term debt	<u>668,765</u>	<u>743,877</u>	<u>(75,112)</u>
Total expenses	<u>24,384,982</u>	<u>24,981,333</u>	<u>(596,351)</u>
<b>Increase (decrease) in net assets</b>	<u>2,147,156</u>	<u>861,271</u>	<u>1,285,885</u>
Net Assets - ending	<u>\$16,736,493</u>	<u>\$14,589,337</u>	<u>\$2,147,156</u>

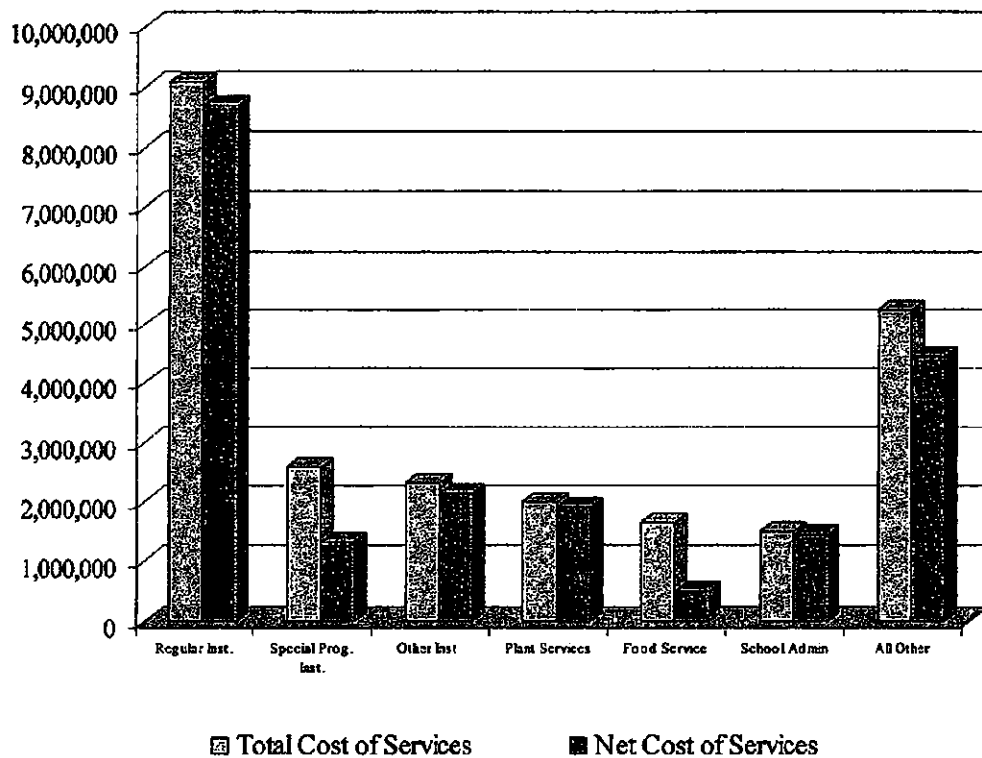
**Governmental Activities** As reported in the Statement of Activities, the cost of all governmental activities this year was \$24,384,982. The amount that taxpayers ultimately financed for these activities through School Board taxes was \$20,478,570 because some of the cost was paid by those who benefited from the program \$183,912 or by other governments and organizations who subsidized certain programs with grants and contributions \$3,722,500. The remaining \$20,478,570 was paid by MFP funds of \$14,389,648 and other revenues of \$6,088,922 which are mainly ad valorem tax, sales tax, interest earnings and other miscellaneous revenue.

**Claiborne Parish School Board  
Management's Discussion and Analysis (MD&A)**

In the table below we have presented the cost of each of the School Board's six largest functions – Regular programs, Special programs, Other instructional programs, Plant services, Food services, and school administration as well as each program's net cost (total cost less revenues generated by the activities). Net cost shows the financial burden that was placed on the School Board's taxpayers by each of these functions. Providing this information allows our citizens to consider the cost of each function in comparison to the benefits they believe are provided by that function.

	<u>Year Ended June 30, 2007</u>		<u>Year Ended June 30, 2006</u>	
	<u>Governmental Activities</u>		<u>Governmental Activities</u>	
	<u>Total Cost</u>	<u>Net Cost</u>	<u>Total Cost</u>	<u>Net Cost</u>
	<u>of Services</u>	<u>of Services</u>	<u>of Services</u>	<u>of Services</u>
Regular programs instruction	\$ 9,087,769	\$8,706,736	\$ 9,521,238	\$ 8,931,915
Special programs instruction	2,574,498	1,323,141	2,743,964	1,406,447
Other instructional programs	2,320,975	2,133,886	2,211,405	2,012,693
Plant services	2,006,749	1,907,076	1,993,876	1,868,062
Food services	1,647,229	505,584	1,692,828	463,913
School administration	1,494,126	1,455,280	1,362,037	1,295,233
All others	<u>5,253,636</u>	<u>4,446,867</u>	<u>5,455,985</u>	<u>4,339,374</u>
Totals	<u>\$24,384,982</u>	<u>\$20,478,570</u>	<u>\$24,981,333</u>	<u>\$20,317,637</u>

**2007  
Total Cost of Services  
Versus  
Net Cost of Services**



**Claiborne Parish School Board**  
**Management's Discussion and Analysis (MD&A)**

**THE SCHOOL BOARD'S FUNDS** As we noted earlier, the School Board uses funds to help it control and manage money for particular purposes. Looking at funds helps you consider whether the School Board is being accountable for the resources taxpayers and others provide to it but may also give you more insight into the School Board's overall financial health.

**Budgetary Highlights** As mentioned earlier the School Board revises its budget as it attempts to deal with unexpected changes in revenues and expenditures. (A schedule showing the School Board's original and final budgets compared with actual results for the General Fund and major special revenue with legally adopted budgets is provided in the required supplemental information section of this report as Exhibits 1-1 through 1-4.)

The General Fund's actual revenue was \$377,511 less than projected budgeted revenue amounts. This was due mainly to the actual amount of MFP being \$158,484 less than budget. Also, transfers in from other funds were budgeted but no transfers were made to the General Fund from other funds. Total actual expenditures for the General Fund were \$268,748 less than budgeted mainly due to a decrease in regular instruction. Also actual transfers to other funds were less than budgeted.

Title I is a cost reimbursement program. The fund had actual revenue of \$257,157 more than the budgeted amount with a corresponding increase of \$257,157 in actual expenditures over budgeted expenditures.

The Maintenance Fund's actual revenue exceeded the budgeted amount by \$72,440 due mainly to an increase in the amount of interest earnings and an increase in ad valorem tax. Actual expenditures exceeded budgeted expenditures by \$338,946 due to the increased cost of plant services and capital outlay.

The actual revenue for the School Lunch Fund increased by \$61,236 over budgeted amounts. The main reason for the increase was \$60,000 in MFP revenue. Actual expenditures of the Fund exceeded the budgeted amount by \$30,491 due to rising cost of operations of food service.

**CAPITAL ASSET AND DEBT ADMINISTRATION**

**Capital Assets** At June 30, 2007, the School Board had \$22,756,163 invested in a broad range of capital assets, including land, buildings, and furniture and equipment. This amount represents a net increase (including additions, deductions and depreciation) of \$744,444, or 4%, from last year.

**Capital Assets at June 30,**

	<u>Governmental Activities</u>		
	<u>2007</u>	<u>2006</u>	<u>Variance</u>
Land	\$ 496,279	\$ 496,279	\$ 0
Buildings	20,686,155	20,284,127	402,028
Furniture and equipment	1,421,967	1,231,313	190,654
Construction in progress	<u>151,762</u>	<u>0</u>	<u>151,762</u>
Totals	<u>\$22,756,163</u>	<u>\$22,011,719</u>	<u>\$744,444</u>

---

**Claiborne Parish School Board**  
**Management's Discussion and Analysis (MD&A)**

---

**Debt Administration** At June 30, 2007, the School Board had \$16,397,858 outstanding versus \$17,115,625 in 2006, which is an increase of 6%. Under state statute, the School Board is legally restricted from incurring long-term bonded debt in excess of 50% of the assessed value of taxable property. At June 30, 2007, the School Board's outstanding debt consisted of:

	<u>Long Term Obligations at June 30,</u>	
	<u>2007</u>	<u>2006</u>
Qualified zone academy bond	\$ 1,736,250	\$ 1,894,091
Bonded debt	13,635,000	14,250,000
Claims payable	29,225	28,000
Compensated absences	<u>997,383</u>	<u>943,534</u>
Total	<u>\$16,397,858</u>	<u>\$17,115,625</u>

Additional information on capital assets and long-term debt can be found in Note 6 and Note 12, respectively, of the notes to financial statements.

**ECONOMIC FACTORS AND NEXT YEAR'S BUDGETS AND RATES** During the 2007-2008 year, the Claiborne Parish School Board has plans to continue to reduce staffing through attrition and to be frugal with spending practices. The tax base of the School Board will be decreasing due to the closing of local businesses.

**CONTACTING THE SCHOOL BOARD'S FINANCIAL MANAGEMENT** Our financial report is designed to provide our citizens, taxpayers, parents, students, and investors and creditors with a general overview of the School Board's finances and to show the School Board's accountability for the money it receives. If you have questions about this report or wish to request additional financial information, contact Ginger G. Woodall, Business Manager, at Claiborne Parish School Board, 415 East Main Street, P. O. Box 600, Homer, Louisiana 71040, telephone number (318) 927-3502.

**BASIC FINANCIAL STATEMENTS:**

**GOVERNMENT-WIDE  
FINANCIAL STATEMENTS (GWFS)**

**CLAIBORNE PARISH SCHOOL BOARD**

**STATEMENT OF NET ASSETS  
June 30, 2007**

**Statement A**

**GOVERNMENTAL  
ACTIVITIES**

<b>ASSETS</b>	
Cash and cash equivalents	\$ 6,831,265
Investments	2,318,476
Receivables	1,559,699
Inventory	19,614
Bond issuance costs, net of amortization	61,116
Restricted assets:	
Investments	1,594,465
Capital assets:	
Land and construction in progress	648,041
Capital assets, net of depreciation	<u>22,108,122</u>
<b>TOTAL ASSETS</b>	<b><u>35,138,798</u></b>
<b>LIABILITIES</b>	
Accounts, salaries and other payables	1,782,877
Unearned revenue	10,188
Interest payable on long-term debt	211,382
Long-term liabilities	
Due within one year	1,848,745
Due in more than one year	<u>14,549,113</u>
<b>TOTAL LIABILITIES</b>	<b><u>18,402,305</u></b>
<b>NET ASSETS</b>	
Invested in capital assets, net of related debt	7,446,029
Restricted for:	
Debt Service	1,449,918
Salaries and benefits	2,655,797
Unrestricted	<u>5,184,749</u>
<b>TOTAL NET ASSETS</b>	<b><u>\$ 16,736,493</u></b>

THE NOTES TO THE BASIC FINANCIAL STATEMENTS ARE AN INTEGRAL PART OF THIS STATEMENT.



**CLAIBORNE PARISH SCHOOL BOARD**

**STATEMENT OF ACTIVITIES  
For the Year Ended June 30, 2007**

**Statement B**

FUNCTIONS/PROGRAMS	PROGRAM REVENUES		NET (EXPENSE) REVENUE AND CHANGES IN NET ASSETS
	EXPENSES	CHARGES FOR SERVICES	
<i>Governmental activities:</i>			
<i>Instruction:</i>			
Regular programs	\$ 9,087,769	\$ 0	\$ 381,033 (8,706,736)
Special programs	2,574,498		1,251,357 (1,323,141)
Other instructional programs	2,320,975		187,089 (2,133,886)
<i>Support services:</i>			
Student services	729,349		56,897 (672,452)
Instructional staff support	1,487,243		806,059 (881,184)
General administration	730,445		87,365 (643,080)
School administration	1,494,126		38,846 (1,455,280)
Business services	279,201		7,332 (271,869)
Plant services	2,006,749		99,873 (1,907,076)
Student transportation services	1,330,381		40,866 (1,289,513)
Central services	11,828		291 (11,537)
Food services	1,647,229	183,912	957,733 (505,584)
Community service programs	16,424		7,957 (8,467)
Interest on long-term debt	668,765		0 (668,765)
<b>Total Governmental Activities</b>	<b>24,384,982</b>	<b>183,912</b>	<b>3,722,500 (20,478,570)</b>
 <i>General revenues:</i>			
<i>Taxes:</i>			
Ad valorem taxes, levied for general purposes			2,038,328
Ad valorem taxes, levied for debt service programs			1,669,054
Sales taxes, levied for general purposes			3,141,066
State revenue sharing			121,118
<i>Grants and contributions not restricted to specific programs</i>			
Minimum Foundation Program			14,389,648
Interest and investment earnings			472,284
Miscellaneous			794,228
<b>Total general revenues</b>			<b>22,625,726</b>
 Changes in net assets			 2,147,156
 Net assets - beginning			 <u>14,589,337</u>
 Net assets - ending			 <u>\$ 16,736,493</u>

**BASIC FINANCIAL STATEMENTS:**  
**FUND FINANCIAL STATEMENTS (FFS)**

**CLAIBORNE PARISH SCHOOL BOARD**

**GOVERNMENTAL FUNDS  
Balance Sheet  
June 30, 2007**


	<u>GENERAL</u>	<u>TITLE I</u>	<u>MAINTENANCE FUND</u>
<b>ASSETS</b>			
Cash and cash equivalents	\$ 3,864,400	\$ 139,274	\$ 1,058,811
Investments	1,787,414	0	414,765
Receivables	579,798	458,000	0
Interfund receivables	1,758,348	0	0
Inventory	0	0	0
Restricted assets:			
Investments	0	0	1,594,465
	<u>7,789,960</u>	<u>598,274</u>	<u>3,066,041</u>
<b>TOTAL ASSETS</b>			
<b>LIABILITIES AND FUND BALANCES</b>			
<b>Liabilities:</b>			
Accounts, salaries and other payables	1,403,613	51,767	152,497
Interfund payables	45,837	546,507	0
Unearned revenue	0	0	0
	<u>1,449,450</u>	<u>598,274</u>	<u>152,497</u>
<b>Total Liabilities</b>			
<b>Fund Balances:</b>			
<b>Reserved for:</b>			
Inventory	0	0	0
Debt Service	0	0	0
Salaries and benefits	1,957,456	0	0
<b>Unreserved:</b>			
Designated for contingencies - Workers' Comp	598,431	0	0
Designated for roofing	0	0	104,872
<b>Unreserved - Undesignated</b>			
General Fund	3,784,623	0	0
Special Revenue Funds	0	0	2,808,672
Capital Projects Funds	0	0	0
	<u>6,340,510</u>	<u>0</u>	<u>2,913,544</u>
<b>Total Fund Balances</b>			
<b>TOTAL LIABILITIES AND FUND BALANCES</b>	<u>\$ 7,789,960</u>	<u>\$ 598,274</u>	<u>\$ 3,066,041</u>

THE NOTES TO THE BASIC FINANCIAL STATEMENTS ARE AN INTEGRAL PART OF THIS STATEMENT.

Statement C

	SCHOOL LUNCH	OTHER GOVERNMENTAL	TOTAL
\$	213,953	\$ 1,756,827	\$ 6,831,265
	100,000	14,297	2,316,476
	0	520,901	1,559,699
	0	62,032	1,820,380
	19,614	0	19,614
	0	0	1,594,465
	<u>333,667</u>	<u>2,354,057</u>	<u>14,141,899</u>
	118,883	56,117	1,782,877
	369,835	858,201	1,820,380
	<u>10,188</u>	<u>0</u>	<u>10,188</u>
	<u>498,906</u>	<u>914,318</u>	<u>3,613,445</u>
	(9,426)	0	(9,426)
	0	1,449,918	1,449,918
	0	0	1,957,456
	0	0	598,431
	0	0	104,872
	0	0	3,784,623
	(155,913)	(12,731)	2,640,028
	<u>0</u>	<u>2,552</u>	<u>2,552</u>
	<u>(165,339)</u>	<u>1,439,739</u>	<u>10,628,454</u>
\$	<u>333,667</u>	<u>\$ 2,354,057</u>	<u>\$ 14,141,899</u>

**Claiborne Parish School Board**



**CLAIBORNE PARISH SCHOOL BOARD**

**Reconciliation of the Governmental Funds  
Balance Sheet to the Statement of Net Assets  
June 30, 2007**

		<b>Statement D</b>
Total fund balances - governmental funds		\$ 10,528,454
<p>The cost of capital assets (land, buildings, furniture and equipment) purchased or constructed is reported as an expenditure in governmental funds. The Statement of Net Assets includes those capital assets among the assets of the School Board as a whole. The cost of those capital assets allocated over their estimated useful lives (as depreciation expense) to the various programs reported as governmental activities in the Statement of Activities. Because depreciation expense does not affect financial resources, it is not reported in governmental funds.</p>		
Costs of capital assets	\$ 32,932,439	
Depreciation expense to date	<u>(10,176,276)</u>	
		22,756,163
<p>Long-term liabilities applicable to the School Board's governmental activities are not due and payable in the current period and accordingly are not reported as fund liabilities. All liabilities - both current and long term - are reported in the Statement of Net Assets.</p>		
Balances at June 30, 2007 are:		
Long-term liabilities		
Quality zone academy bond	(1,736,250)	
Bonds payable	(13,635,000)	
Claims payable	(29,225)	
Compensated absences payable	<u>(97,383)</u>	
		(16,397,858)
<p>Bond issuance costs are an asset for governmental activities and are amortized over the life of the bonds, but are expensed for governmental funds.</p>		
		61,116
<p>Interest on long-term debt is not recognized in governmental funds until it is due and payable (usually semi-annually), however, in the Statement of Net Assets that amount of interest which is payable but not yet due is recognized as a current liability.</p>		
		<u>(211,382)</u>
Net Assets - Governmental Activities		<u>\$ 16,736,493</u>

THE NOTES TO THE BASIC FINANCIAL STATEMENTS ARE AN INTEGRAL PART OF THIS STATEMENT.

**CLAIBORNE PARISH SCHOOL BOARD**

**GOVERNMENTAL FUNDS  
Statement of Revenues, Expenditures,  
and Changes in Fund Balances  
For the Year Ended June 30, 2007**

	<u>GENERAL</u>	<u>TITLE I</u>	<u>MAINTENANCE FUND</u>
<b>REVENUES</b>			
Local sources:			
Taxes:			
Ad valorem	\$ 1,024,940	\$ 0	\$ 1,013,388
Sales and use	3,141,066	0	0
Interest earnings	298,396	0	113,983
Food services	0	0	0
Other	759,586	0	160
State sources:			
Equalization	14,329,648	0	0
Other	485,992	0	55,388
Federal sources			
	<u>65,317</u>	<u>1,076,714</u>	<u>0</u>
 Total Revenues	 <u>20,104,945</u>	 <u>1,076,714</u>	 <u>1,182,919</u>
 <b>EXPENDITURES</b>			
Current:			
Instruction:			
Regular programs	8,271,175	0	86,806
Special programs	2,207,499	0	0
Other instructional programs	1,190,203	811,608	10,076
Support services:			
Student services	689,932	0	0
Instructional staff support	892,274	188,634	0
General administration	565,948	45,297	34,498
School administration	1,468,236	0	23,921
Business services	269,861	0	2,074
Plant services	1,322,967	26,618	490,745
Student transportation services	1,102,517	0	108,318
Central services	11,828	0	0
Food services	261,955	0	0
Community service programs	11,867	4,557	0
Capital outlay	358,569	0	303,095
Debt service:			
Principal retirement	0	0	157,841
Interest and bank charges	0	0	0
 Total Expenditures	 <u>18,624,831</u>	 <u>1,076,714</u>	 <u>1,217,374</u>
 EXCESS (Deficiency) OF REVENUES OVER EXPENDITURES	 <u>\$ 1,480,114</u>	 <u>\$ 0</u>	 <u>\$ (34,455)</u>

Statement E

SCHOOL LUNCH	OTHER GOVERNMENTAL	TOTAL
\$ 0	\$ 1,669,054	\$ 3,707,382
0	0	3,141,066
10,091	49,814	472,284
183,912	0	183,912
0	48,573	808,319
60,000	0	14,389,648
0	0	541,380
<u>951,712</u>	<u>1,208,495</u>	<u>3,302,238</u>
<u>1,205,715</u>	<u>2,975,936</u>	<u>26,546,229</u>
0	106,843	8,464,824
0	358,042	2,565,541
0	279,575	2,291,482
0	38,123	728,055
0	393,535	1,474,443
0	84,702	730,445
0	0	1,492,157
0	0	271,935
0	38,119	1,878,449
0	2,750	1,213,585
0	0	11,828
1,365,277	0	1,627,232
0	0	16,424
0	966,660	1,628,324
0	615,000	772,841
<u>0</u>	<u>663,155</u>	<u>663,155</u>
<u>1,365,277</u>	<u>3,546,504</u>	<u>25,830,700</u>
\$ (159,562)	\$ (570,568)	\$ 715,529

(CONTINUED)



**CLAIBORNE PARISH SCHOOL BOARD**

**GOVERNMENTAL FUNDS  
Statement of Revenues, Expenditures,  
and Changes In Fund Balances  
For the Year Ended June 30, 2007**

	<u>GENERAL</u>	<u>TITLE I</u>	<u>MAINTENANCE FUND</u>
OTHER FINANCING SOURCES (USES)			
Transfers in	\$ 0	\$ 0	\$ 0
Transfers out	(81,582)	0	0
Bond proceeds	0	0	0
Bond issuance costs	0	0	(906)
	<hr/>	<hr/>	<hr/>
Total Other Financing Sources (Uses)	(81,582)	0	(906)
	<hr/>	<hr/>	<hr/>
Net Change in Fund Balances	1,398,532	0	(35,361)
	<hr/>	<hr/>	<hr/>
FUND BALANCES - BEGINNING, AS ORIGINALLY STATED	4,941,978	0	1,412,067
	<hr/>	<hr/>	<hr/>
PRIOR PERIOD ADJUSTMENT	0	0	1,536,838
	<hr/>	<hr/>	<hr/>
FUND BALANCES - BEGINNING, AS RESTATED	4,941,978	0	2,948,905
	<hr/>	<hr/>	<hr/>
FUND BALANCES - ENDING	\$ 6,340,510	\$ 0	\$ 2,913,544
	<hr/>	<hr/>	<hr/>

THE NOTES TO THE BASIC FINANCIAL STATEMENTS ARE AN INTEGRAL PART OF THIS STATEMENT.

Statement E

SCHOOL LUNCH	OTHER GOVERNMENTAL	TOTAL
\$ 81,582	\$ 0	\$ 81,582
0	0	(81,582)
0	0	0
0	0	(906)
<u>81,582</u>	<u>0</u>	<u>(906)</u>
<u>(77,980)</u>	<u>(570,568)</u>	<u>714,623</u>
<u>(87,359)</u>	<u>2,010,307</u>	<u>8,276,993</u>
0	0	1,536,838
<u>(87,359)</u>	<u>2,010,307</u>	<u>9,813,831</u>
<u>\$ (165,339)</u>	<u>\$ 1,439,739</u>	<u>\$ 10,528,454</u>

(CONCLUDED)

**CLAIBORNE PARISH SCHOOL BOARD**

**Reconciliation of the Governmental Funds  
Statement of Revenues, Expenditures, and Changes in Fund Balances  
to the Statement of Activities  
For the Year Ended June 30, 2007**

Statement F

Total net change in fund balances - governmental funds \$ 714,623

Amounts reported for governmental activities in the Statement of Activities are different because:

Capital outlays are reported in governmental funds as expenditures. However, in the Statement of Activities, the cost of those assets is allocated over their estimated useful lives as depreciation expense. This is the amount by which capital outlays exceeds depreciation in the period:

Depreciation expense	(869,789)	
Capital outlays	<u>1,628,324</u>	758,535

Repayment of bond principal is an expenditure in the governmental funds, but the repayment reduces long-term liabilities in the Statement of Net Assets. 772,841

In the Statement of Activities, scrapping of capital assets are reported as gain or loss net of the book value.

Cost of assets scrapped	(166,907)	
Accumulated depreciation	<u>152,816</u>	
Net loss	(14,091)	(14,091)

In the Statement of Activities, certain operating expenses-compensated absences (vacations and sick leave) - are measured by the amounts earned during the year. In the governmental funds, however, expenditures for these items are measured by the amount of financial resources used (essentially, the amounts actually paid). This year, vacation and sick time earned \$1,200,724 exceeded the amounts used (\$1,146,875) by \$ 53,849. (53,849)

In the Statement of Activities, claims payable of those claims incurred but not reported are recorded on a long-term basis. In the governmental funds, however, recognize only two months of claims payable. This year the difference of claims payable between the full and modified accrual is \$1,225. (1,225)

Interest on long-term debt in the Statement of Activities differs from the amount reported in governmental funds because interest is recognized as an expenditure in the funds when it is due, and thus requires the use of current financial resources. In the Statement of Activities, however, interest expense is recognized as the interest accrues, regardless of when it is due. (29,678)

Change in net assets of governmental activities \$ 2,147,156

THE NOTES TO THE BASIC FINANCIAL STATEMENTS ARE AN INTEGRAL PART OF THIS STATEMENT.

**CLAIBORNE PARISH SCHOOL BOARD**  
**FIDUCIARY FUND**  
**Statement of Fiduciary Assets and Liabilities**  
**June 30, 2007**

**Statement G**

	<u>AGENCY FUND</u>
<b>ASSETS</b>	
Cash and cash equivalents	\$ <u>624,915</u>
<b>Total assets</b>	<u>624,915</u>
<b>LIABILITIES</b>	
Deposits due others	<u>624,915</u>
<b>Total liabilities</b>	\$ <u>624,915</u>

THE NOTES TO THE BASIC FINANCIAL STATEMENTS ARE AN INTEGRAL PART OF THIS STATEMENT.

**Claiborne Parish School Board  
Notes to the Basic Financial Statements**

<u>INDEX</u>	<u>Page</u>
NOTE 1 - SUMMARY OF SIGNIFICANT ACCOUNTING POLICIES.....	27
A. REPORTING ENTITY.....	27
B. FUNDS.....	27
Governmental Funds.....	27
Fiduciary Funds.....	28
C. MEASUREMENT FOCUS AND BASIS OF ACCOUNTING.....	28
Governmental Funds.....	28
D. CASH AND CASH EQUIVALENTS.....	30
E. INVESTMENTS.....	30
F. SHORT-TERM INTERFUND RECEIVABLES/PAYABLES.....	31
G. ELIMINATION AND RECLASSIFICATIONS.....	31
H. INVENTORY AND PREPAID ITEMS.....	31
I. CAPITAL ASSETS.....	31
J. DEFERRED REVENUES.....	32
K. COMPENSATED ABSENCES.....	32
L. RESTRICTED NET ASSETS.....	33
M. FUND EQUITY OF FUND FINANCIAL STATEMENTS.....	33
N. INTERFUND ACTIVITY.....	33
O. SALES TAX.....	33
P. BUDGETS.....	33
Q. USE OF ESTIMATES.....	34
NOTE 2 - STEWARDSHIP, COMPLIANCE, AND ACCOUNTABILITY.....	34
NOTE 3 - LEVIED TAXES.....	35
NOTE 4 - DEPOSITS AND INVESTMENTS.....	36
NOTE 5 - RECEIVABLES.....	37
NOTE 6 - CAPITAL ASSETS.....	37
NOTE 7 - RETIREMENT SYSTEMS.....	38
NOTE 8 - OTHER POSTEMPLOYMENT BENEFITS.....	39
NOTE 9 - ACCOUNTS, SALARIES, AND OTHER PAYABLES.....	40
NOTE 10 - COMPENSATED ABSENCES.....	40
NOTE 11 - AGENCY FUND DEPOSITS DUE OTHERS.....	40
NOTE 12 - LONG-TERM LIABILITIES.....	40
NOTE 13 - INTERFUND ASSETS (FFS LEVEL ONLY).....	42
NOTE 14 - INTERFUND TRANSFERS (FFS LEVEL ONLY).....	42
NOTE 15 - LITIGATION AND CONTINGENCIES.....	42
NOTE 16 - RISK MANAGEMENT.....	42
NOTE 17 - ON-BEHALF PAYMENTS FOR FRINGE BENEFITS AND SALARIES.....	43
NOTE 18 - ECONOMIC DEPENDENCY.....	43
NOTE 19 - FINANCIAL PRESENTATION.....	43
NOTE 20 - SUBSEQUENT EVENTS.....	43
NOTE 21 - PRIOR PERIOD ADJUSTMENT.....	43

**Claiborne Parish School Board**  
**Notes to the Basic Financial Statements**

**NOTE 1 - SUMMARY OF SIGNIFICANT ACCOUNTING POLICIES** The accompanying financial statements of the Claiborne Parish School Board have been prepared in conformity with accounting principles generally accepted in the United States of America (GAAP) as applied to governmental units. The Governmental Accounting Standards Board (GASB) is the accepted standard-setting body for establishing governmental accounting and financial reporting principles.

**A. REPORTING ENTITY** The Claiborne Parish School Board was created by Louisiana Revised Statute (LSA-R.S.) 17:51 to provide public education for the children within Claiborne Parish. The School Board is authorized by LSA-R.S. 17:81 to establish policies and regulations for its own government consistent with the laws of the State of Louisiana and the regulations of the Louisiana Board of Elementary and Secondary Education. The School Board is comprised of ten members who are elected for four years.

The School Board operates eight schools within the parish with a total enrollment of 2,618 pupils for the year ended June 30, 2007. In conjunction with the regular educational programs, some of these schools offer special education and/or adult education programs. In addition, the School Board provides transportation and school food services for the students.

GASB Statement No. 14 established criteria for determining the governmental reporting entity and component units that should be included within the reporting entity. Because the School Board has a separately elected governing body and is legally separate and fiscally independent, the School Board is a separate governmental reporting entity. The School Board includes all funds, activities, et cetera, that are within the oversight responsibility of the School Board.

Certain units of local government over which the School Board exercises no oversight responsibility, such as the parish police jury and municipalities within the parish, are excluded from the accompanying financial statements. These units of government are considered separate reporting entities and issue financial statements separate from those of the School Board.

**B. FUNDS** The accounts of the School Board are organized and operated on the basis of funds. A fund is a separate accounting entity with a self-balancing set of accounts. Fund accounting is designed to demonstrate legal compliance and to aid financial management by segregating transactions relating to certain government functions or activities.

Funds of the School Board are classified into two categories: governmental and fiduciary. In turn, each category is divided into separate fund types. The fund classifications and a description of each existing fund type follow:

**Governmental Funds** Governmental funds account for all or most of the School Board's general activities, including the collection and disbursement of specific or legally restricted monies, the acquisition or construction of capital assets, and the servicing of long-term debt. The School Board reports the following major governmental funds:

**General fund** - The general operating fund of the School Board accounts for all financial resources, except those required to be accounted for in other funds.

**Title I fund** - This fund accounts for federal funds received for the Title I federal program.

**Maintenance Fund** - The maintenance fund accounts for the proceeds of ad valorem taxes levied to maintain and improve school facilities in the parish.

**Claiborne Parish School Board**  
**Notes to the Basic Financial Statements**

**School Lunch Fund** - This program assists school boards through cash grants and food donations in providing a nutritious breakfast and lunch service for school students and encourages the domestic consumption of nutritious agricultural commodities.

**Fiduciary Funds** - account for assets held on behalf of outside parties, including other governments, or on behalf of other funds within the School Board. Fiduciary funds include:

**School activities agency fund** - accounts for assets held by the School Board as an agent for the individual schools and school organizations.

**Sales tax agency fund** - accounts for monies collected on behalf of other taxing authorities in Claiborne Parish.

Agency funds are custodial in nature (assets equal liabilities) and do not involve measurement of results of operations.

**C. MEASUREMENT FOCUS AND BASIS OF ACCOUNTING**

**Government-Wide Financial Statements (GWFS)** The Statement of Net Assets and the Statement of Activities displays information about the reporting government as a whole. Fiduciary funds are not included in the GWFS. Fiduciary funds are reported only in the Statement of Fiduciary Assets and Liabilities at the fund financial statement level.

The Statement of Net Assets and the Statement of Activities was prepared using the economic resources measurement focus and the accrual basis of accounting. Revenues, expenses, gains, losses, assets and liabilities resulting from exchange and exchange-like transactions are recognized when the exchange takes place. Revenues, expenses, gains, losses, assets, and liabilities resulting from nonexchange transactions are recognized in accordance with the requirements of GASB Statement No. 33 "Accounting and Financial Reporting for Nonexchange Transactions".

**Program revenues** Program revenues include 1) charges for services provided, 2) operating grants and contributions, and 3) capital grants and contributions; program revenues reduce the cost of the function to be financed from the School Board's general revenues. Charges for services are primarily derived from cafeteria sales. Operating grants and contributions consist of the many educational grants received from the federal and state government.

**Allocation of indirect expenses** The School Board reports all direct expenses by function in the Statement of Activities. Direct expenses are those that are clearly identifiable with a function. Depreciation expense is specifically identified by function and is included in the direct expense of each function. Interest on general long-term debt is considered an indirect expense and is reported separately in the Statement of Activities.

**Fund Financial Statements (FFS)**

**Governmental Funds** The accounting and financial reporting treatment applied to a fund is determined by its measurement focus. Governmental fund types use the flow of current financial resources measurement focus and the modified accrual basis of accounting. Under the modified accrual basis of accounting revenues are recognized when susceptible to accrual (i.e., when they are "measurable and available"). "Measurable" means the amount of the transaction can be determined and "available" means collectible within the current period or soon enough thereafter to pay liabilities of the current period. The government considers all revenues available

**Claiborne Parish School Board**  
**Notes to the Basic Financial Statements**

if they are collected within 60 days after year-end. Expenditures are recorded when the related fund liability is incurred, except for unmatured interest on general long-term debt which is recognized when due, and certain compensated absences and claims and judgments which are recognized when the obligations are expected to be liquidated with expendable available financial resources.

With this measurement focus, only current assets and current liabilities are generally included on the balance sheet. Operating statements of these funds present increases and decreases in net current assets. The governmental funds use the following practices in recording revenues and expenditures:

**Revenues**

**Federal and state entitlements** which include state equalization and state revenue sharing are recorded as unrestricted grants-in-aid when available and measurable. Federal and state restricted grants are recorded when the reimbursable expenditures have been incurred.

**Ad valorem taxes** are recognized when all applicable eligibility requirements are met and the resources are available.

**Sales taxes** are recognized when the underlying exchange takes place and the resources are available.

**Interest income** on time deposits and investments is recorded when the interest becomes measurable and available to finance expenditures of the fiscal period.

**Expenditures** Expenditures are generally recognized under the modified accrual basis of accounting when the related fund liability is incurred.

**Salaries** are recorded as paid. Salaries for nine-month employees are paid over twelve months and accrued at June 30.

**Principal and interest** on general long-term debt is recognized when due.

**Inventory** items are expensed as purchased except for inventory of the school lunch fund which is expensed as consumed.

**Compensated absences** are recognized as expenditures when leave is actually taken or upon termination of employment due to retirement or death.

**Other Financing Sources (Uses)** Transfers between funds that are not expected to be repaid (or other types, such as sale of fixed assets, debt extinguishments, and long-term debt proceeds) are accounted for as other financing sources (uses). These other financing sources (uses) are recognized at the time the underlying events occur.

**Fiduciary Funds** The *agency fund* is custodial in nature and does not present results of operations or have a measurement focus. Agency funds are accounted for using the accrual basis of accounting.



**Claiborne Parish School Board**  
**Notes to the Basic Financial Statements**

**D. CASH AND CASH EQUIVALENTS** Cash includes amounts in demand deposits, interest-bearing demand deposits, and money market accounts. Cash equivalents include amounts in time deposits and those investments with original maturities of 90 days or less. Under state law, the School Board may deposit funds in demand deposits, interest-bearing demand deposits, money market accounts, or time deposits with state banks organized under Louisiana law and national banks having their principal offices in Louisiana.

Under state law, the School Board may invest in United States bonds, treasury notes, or certificates. These are classified as investments if their original maturities exceed 90 days; however, if the original maturities are 90 days or less they are classified as cash equivalents and are stated at cost.

**E. INVESTMENTS** Investments are limited by R.S. 33:2955 and the School Board's investment policy. If the original maturities of investments exceed 90 days, they are classified as investments; however, if the original maturities are 90 days or less, they are classified as cash equivalents.

The investments are reflected at fair value except for the following which are required/permitted as per GASB Statement No. 31:

1. Investments in *nonparticipating* interest-earning contracts, such as nonnegotiable certificates of deposit with redemption terms that do not consider market rates, are reported using a cost-based measure.
2. The School Board reported at amortized cost money market investments and *participating* interest-earning investment contracts that have a remaining maturity at time of purchase of one year or less.

**Definitions:**

Interest-earning investment contracts include time deposits with financial institutions (such as certificates of deposit), repurchase agreements, and guaranteed investment contracts.

Money market investments are short-term, highly liquid debt instruments that include U. S. Treasury obligations. The School Board participates in the Louisiana Asset Management Pool, Inc. (LAMP) which is an external investment pool that is not SEC-registered. Because the LAMP is an arrangement sponsored by a type of governmental entity, it is exempt by statute from regulation by the SEC.

LAMP is administered by LAMP, Inc., a non-profit corporation organized under the laws of the State of Louisiana. Only local government entities having contracted to participate in LAMP have an investment interest in its pool of assets. The primary objective of LAMP is to provide a safe environment for the placement of public funds in short-term, high quality investments. The LAMP portfolio includes only securities and other obligations in which local governments in Louisiana are authorized to invest in accordance with LA-R.S. 33.2955.

GASB Statement No. 40 Deposit and Investment Risk Disclosure, requires disclosure of credit risk, custodial credit risk, concentration of credit risk, interest rate risk and foreign currency risk for all public entity investments.

LAMP is a 2a7-like investment pool. The following facts are relevant for 2a7-like investment pools:

- **Credit risk:** LAMP is rated AAAM by Standard & Poor's
- **Custodial credit risk:** LAMP participants' investments in the pool are evidenced by shares of the pool. Investments in pools should be disclosed, but not categorized because they are not evidenced by

**Claiborne Parish School Board**  
**Notes to the Basic Financial Statements**

securities that exist in physical or book-entry form. The public entity's investment is with the pool, not the securities that make up the pool; therefore, no disclosure is required.

- Concentration of credit risk: Pooled investments are excluded from the 5 percent disclosure requirement.
- Interest rate risk: 2a7-like investment pools are excluded from this disclosure requirement, per paragraph 15 of the GASB 40 statement.
- Foreign currency risk: Not applicable to 2a7-like pools.

The dollar weighted average portfolio maturity of LAMP assets is restricted to not more than 90 days, and consists of no securities with a maturity in excess of 397 days. LAMP is designed to be highly liquid to give its participants immediate access to their account balances. The investments in LAMP are stated at fair value based on quoted market rates. The fair value is determined on a weekly basis by LAMP and the value of the position in the external investment pool is the same as the value of the pool shares.

LAMP, Inc. is subject to the regulatory oversight of the state treasurer and the board of directors.

An annual audit of LAMP is conducted by an independent certified public accountant. The Legislative Auditor of the state of Louisiana has full access to the records of the LAMP.

LAMP issues financial reports. These financial reports can be obtained by writing: LAMP, Inc., 228 St. Charles Avenue, Suite 1123, New Orleans, LA 70130.

**F. SHORT-TERM INTERFUND RECEIVABLES/PAYABLES** During the course of operations, numerous transactions occur between individual funds for goods provided or services rendered. These receivables and payables are classified as due from other funds or due to other funds on the balance sheet. Short-term interfund loans are classified as interfund receivables/payables.

**G. ELIMINATION AND RECLASSIFICATIONS** In the process of aggregating data for the statement of net assets and the statement of activities, some amounts reported as interfund activity and balances in the funds were eliminated or reclassified. Interfund receivables and payables were eliminated to minimize the "grossing up" effect on assets and liabilities within the governmental activities column.

**H. INVENTORY AND PREPAID ITEMS** Inventory items are expensed as purchased except for inventory of the school food service fund.

Inventory of the school food service special revenue fund consists of food purchased by the School Board and commodities granted by the United States Department of Agriculture through the Louisiana Department of Agriculture and Forestry. The commodities are recorded as revenues when received; however, all inventory items are recorded as expenditures when consumed. All purchased inventory items are valued at the lower of cost (first-in, first-out) or market, and commodities are assigned values based on information provided by the United States Department of Agriculture.

Certain payments to vendors reflect cost applicable to future accounting periods and are reported as prepaid items.

**Claiborne Parish School Board**  
**Notes to the Basic Financial Statements**

**I. CAPITAL ASSETS** Capital assets are recorded at historical cost or estimated historical cost if purchased or constructed and depreciated over their estimated useful lives (including salvage value). The capitalization threshold is \$1,000. Donated capital assets are recorded at their estimated fair value at the date of donation. Estimated useful life is management's estimate of how long the asset is expected to meet service demands.

Straight line depreciation is used based on the following estimated useful lives:

<u>Description</u>	<u>Estimated Lives</u>
Buildings and building improvements	20-40 years
Furniture and fixtures	5-10 years
Vehicles	5-15 years
Equipment	5-20 years

Interest during construction is not capitalized on capital assets.

**J. DEFERRED REVENUES** Deferred revenues arise when resources are received by the School Board before it has a legal claim to them, as when grant monies are received prior to the occurrence of qualifying expenditures. In subsequent periods, when the School Board has a legal claim to the resources, the liability for deferred revenue is removed and the revenue is recognized.

**K. COMPENSATED ABSENCES** All 12-month employees earn ten days of vacation leave each year. Vacation leave cannot be accumulated. Upon separation of employment, all unused vacation leave is forfeited.

All School Board employees earn from ten to eighteen days of sick leave each year, depending upon the length of service. Sick leave can be accumulated without limitation. Upon retirement or death, unused accumulated sick leave of up to twenty-five days is paid to the employee or to the employee's estate at the employee's current rate of pay. Under the Louisiana Teachers' Retirement System, and the Louisiana School Employees' Retirement System, all unpaid sick leave is used in the retirement benefit computation as earned service.

The School Board's recognition and measurement criteria for compensated absences follow:

GASB Statement 16 provides that vacation leave and other compensated absences with similar characteristics should be accrued as a liability as the benefits are earned by the employees if both of the following conditions are met:

- A. The employees' rights to receive compensation are attributable to services already rendered.
- B. It is probable that the employer will compensate the employees for the benefits through paid time off or some other means, such as cash payments at termination or retirement.

GASB Statement 16 provides that a liability for sick leave should be accrued using one of the following termination approaches:

- A. An accrual for earned sick leave should be made only to the extent it is probable that the benefits will result in termination payments, rather than be taken as absences due to illness or other contingencies, such as medical appointments and funerals.

**Claiborne Parish School Board**  
**Notes to the Basic Financial Statements**

B. Alternatively, a governmental entity should estimate its accrued sick leave liability based on the sick leave accumulated at the balance sheet date by those employees who currently are eligible to receive termination payments as well as other employees who are expected to become eligible in the future to receive such payments. The School Board uses this approach to accrue the liability for sick leave.

**L. RESTRICTED NET ASSETS** For the government-wide statement of net assets, net assets are reported as restricted when constraints placed on net asset use are either:

Externally imposed by creditors (such as debt covenants), grantors, contributors, or laws or regulations of other governments; Imposed by law through constitutional provisions or enabling legislation.

When both restricted and unrestricted resources are available for use, it is the government's policy to use restricted resources first, then unrestricted resources as they are needed. Restricted net assets reported in the Statement of Net Assets are restricted through enabling legislation.

**M. FUND EQUITY OF FUND FINANCIAL STATEMENTS**

**Reserves** Reserves represent those portions of fund equity legally segregated for a specific future use and not appropriable for expenditures.

**Designated Fund Balances** Designated fund balances represent tentative plans for future use of financial resources.

**N. INTERFUND ACTIVITY** Interfund activity is reported as either loans, services provided, reimbursements or transfers. Loans are reported as interfund receivables and payables as appropriate and are subject to elimination upon consolidation. Services provided, deemed to be at market or near market rates, are treated as revenues and expenditures/expenses. Reimbursements are when one fund incurs a cost, charges the appropriate benefiting fund and reduces its related cost as a reimbursement. All other interfund transactions are treated as transfers. Transfers between governmental funds are netted as part of the reconciliation to the government-wide financial statements.

**O. SALES TAX** On January 21, 1978 the voters of Claiborne Parish approved the assessment of a one percent sales tax. The net revenues from the tax, which may be used for any school purpose, are used to supplement salaries and related benefits of school board employees. The tax is collected by the School Board and has no expiration date.

Claiborne Parish voters, on September 21, 1996 approved the assessment of a one percent sales tax, to be effective January 1, 1997. Net revenues from the tax are dedicated fifty percent to provide a source of funding for salaries and benefits for the employees of the school board and fifty percent for the general fund. The tax is collected by the School Board and expires in 2012.

**P. BUDGETS**

**General Budget Practices** The School Board follows these procedures in establishing the budgetary data reflected in the combined financial statements:

State statute requires budgets to be adopted for the general fund and all special revenue funds.

**Claiborne Parish School Board  
Notes to the Basic Financial Statements**

Each year prior to September, the Superintendent submits to the Board proposed annual budgets for the general fund and special revenue funds. Public hearings are conducted, prior to the Board's approval, to obtain taxpayer comments. The operating budgets include proposed expenditures and the means of financing them.

Appropriations (unexpended budget balances) lapse at year-end.

Formal budget integration (within the accounting records) is employed as a management control device. All budgets are controlled at the function level. Budget amounts included in the accompanying financial statements include the original adopted budget and all subsequent amendments. These revisions were considered insignificant by the Board.

**Encumbrances** Encumbrance accounting, under which purchase orders are recorded in order to reserve that portion of the applicable appropriation, is not employed. However, outstanding purchase orders are taken into consideration before expenditures are incurred in order to assure that applicable appropriations are not exceeded.

**Budget Basis of Accounting** The major governmental funds' budgets are prepared on the modified accrual basis of accounting, a basis consistent with accounting principles generally accepted in the United States of America (GAAP). Budgeted amounts are originally adopted or amended by the Board. Legally, the Board must adopt a balanced budget; that is, total budgeted revenues and other financing sources including fund balance must equal or exceed total budgeted expenditures and other financing uses. State statutes require the Board to amend its budgets when revenues plus projected revenues within a fund are expected to be less than budgeted revenues by five percent or more and/or expenditures within a fund are expected to exceed budgeted expenditures by five percent or more. The School Board approves budgets at the function level and management can transfer amounts between line items within a function.

**Q. USE OF ESTIMATES** The preparation of financial statements in conformity with accounting principles generally accepted in the United States of America requires management to make estimates and assumptions that affect the reported amounts of assets and liabilities and disclosure of contingent assets and liabilities at the date of the financial statement and the reported amounts of revenues and expenditures during the reporting period. Actual results could differ from those estimates.

**NOTE 2 - STEWARDSHIP, COMPLIANCE, AND ACCOUNTABILITY**

**A. Excess of Expenditures Over Appropriations in individual Funds** The following individual funds had actual expenditures over budgeted expenditures for the year ended June 30, 2007:

<u>Fund</u>	<u>Budget</u>	<u>Actual</u>	<u>Unfavorable Variance</u>
Title I	\$ 819,557	\$1,076,714	\$257,157
Maintenance Fund	878,428	1,217,374	338,946
School Lunch	1,334,786	1,365,277	30,491

Actual expenditures exceeded appropriations as a result of unanticipated expenditures occurring in the month of June after the last budget revision.

**Claiborne Parish School Board  
Notes to the Basic Financial Statements**

**B. Deficit Fund Balances** The following fund has a deficit in the fund balance at June 30, 2007:

<u>Fund</u>	<u>Deficit Amount</u>
School Lunch	\$165,339
Starting Points	58,234

Management expects to correct these deficits by reducing expenditures.

**NOTE 3 - LEVIED TAXES** The School Board levies taxes on real and business personal property located within Claiborne Parish's boundaries. Property taxes are levied by the School Board on property values assessed by the Claiborne Parish Tax Assessor and approved by the State of Louisiana Tax Commission.

The Claiborne Parish Sheriff's Office bills and collects property taxes for the School Board. Collections are remitted to the School Board monthly.

Property Tax Calendar

Millage rates adopted	July 13, 2006
Levy date	January 1, 2006
Tax bills mailed	On or about November 15, 2006
Due date	December 31, 2006
Lien date	January 1, 2007

Assessed values are established by the Claiborne Parish Tax Assessor each year on a uniform basis at the following ratios of assessed value to fair market value:

10%	land	15%	industrial improvements
15%	machinery	15%	commercial improvements
10%	residential improvements	25%	public service properties, excluding land

A revaluation of all property is required after 1978 to be completed no less than every four years. The last revaluation was completed for the tax roll of January 1, 2004. Total assessed value was \$95,947,199 in calendar year 2006. Louisiana state law exempts the first \$7,500 of assessed value of a taxpayer's primary residence from parish property taxes. This homestead exemption was \$17,704,717 of the assessed value in calendar year 2006.

State law requires the sheriff to collect property taxes in the calendar year in which the assessment is made. Property taxes become delinquent January 1 of the following year. If taxes are not paid by the due date, taxes bear interest at the rate of 1.25% per month until the taxes are paid. After notice is given to the delinquent taxpayers, the sheriff is required by the *Constitution of the State of Louisiana* to sell the least quantity of property necessary to settle the taxes and interest owed.

All property taxes are recorded in the general, special revenue maintenance fund and sinking fund. Revenues in such funds are recognized in the accounting period in which an enforceable legal claim arises. Estimated uncollectible taxes are those taxes based on past experience which will not be collected in the subsequent year and are primarily due to subsequent adjustments to the tax roll. The School Board uses the lien date to establish the enforceable legal claim date. No receivable has been recorded for 2007 property taxes because the lien date is subsequent to year end.

**Claiborne Parish School Board  
Notes to the Basic Financial Statements**

The tax roll is prepared by the parish tax assessor in November of each year. The collection of the 2007 property taxes occurs in December, and January and February of the next year. As a result, no property taxes receivable for 2007 taxes is included on the accompanying balance sheet because none is available within 60 days of the School Board's year-end.

Historically, virtually all ad valorem taxes receivable are collected since they are secured by property. Therefore, there is no allowance for uncollectible taxes.

The following is a summary of authorized and levied) tax rate per \$1,000 Assessed Value) ad valorem taxes:

	<u>Authorized Millage</u>	<u>Levied Millage</u>	<u>Expiration Date</u>
<b>Parish-wide taxes:</b>			
Constitutional	5.00	6.07	Indefinite
Maintenance	5.44	5.90	2016
Maintenance	5.44	5.90	2016
<b>District Taxes</b>			
<b>Special revenue funds:</b>			
District No.1	4.25	4.04	2012
District No.11	3.60	4.14	2016
District No. 13	12.66	12.59	2012
District No. 16	4.00	4.73	2009
District No. 26	10.00	10.73	2011
<b>Debt Service funds</b>			
District No. 11	Variable	31.50	2016
District No. 13	Variable	35.42	2007

**NOTE 4 - DEPOSITS AND INVESTMENTS** At June 30, 2007, the School Board had the following investments:

<u>Investment type</u>	<u>Maturities</u>	<u>Fair Value</u>
<b>Louisiana Asset</b>		
Management Pool (LAMP)	Less than 1 year	\$2,116,476
JP Morgan/Bank of New York	Less than 1 year	<u>1,594,465</u>
Total investments		<u>\$3,710,941</u>

**Interest Rate Risk:** The School Boards' policy does not address interest rate risk.

**Credit Risk:** The School Board invests in certificates of deposit, which do not have credit ratings. The School Board's investment in LAMP was rated AAAM by Standard & Poor's. The School Boards' policy does not address credit rate risk. Investments held with JP Morgan/Bank of New York are invested in direct obligations of the U. S. of America and securities fully and unconditionally guaranteed by the U. S. of America and rated Aaa/AAA by Moody's and S&P.

**Custodial Credit Risk-Deposits:** At year-end, the School Board's carrying amount of deposits was \$7,656,180 (including \$279,588 in certificate of deposits) and the bank balance was \$9,593,382. These deposits are reported as follows: Statement A- cash and cash equivalents, \$6,831,265, Statement A-investments, \$200,000, Statement G-cash and cash equivalents, \$624,915. Of the bank balance, \$399,984 was covered by federal depository insurance or by collateral held by the School Board's agent in the School Board's name (GASB

**Claiborne Parish School Board**  
**Notes to the Basic Financial Statements**

Category 1). The remaining bank balance of \$9,193,398 was collateralized with securities held by the pledging financial institution's trust department or agent but not in the School Board's name (GASB Category 3). Even though the pledged securities are considered uncollateralized (Category 3) under the provision of GASB Statement No. 3, Louisiana Revised Statute 39:1229 imposes a statutory requirement on the custodial bank to advertise and sell the pledged securities within 10 days of being notified by the School Board that the fiscal agent has failed to pay deposited funds upon demand. The School Board's policy does not address custodial credit risk.

**NOTE 5 - RECEIVABLES** The balance of receivables at June 30, 2007, is shown below. The School Board expects to collect the full amount; therefore, no allowance for doubtful accounts has been established.

	General	Title I	Other Governmental	Total
Intergovernmental - grants:				
Federal	\$ -	\$ 459,000	\$ 520,901	\$ 979,901
State	136,145	-	-	136,145
Local sources:				
Sales tax	317,520	-	-	317,520
Other	126,133	-	-	126,133
Total	<u>\$ 579,798</u>	<u>\$ 459,000</u>	<u>\$ 520,901</u>	<u>\$ 1,559,699</u>

**NOTE 6 - CAPITAL ASSETS** Capital asset balances and activity for the year ended June 30, 2007 is as follows:

	Balance Beginning	Additions	Deletions	Balance Ending
Governmental activities				
Nondepreciable capital assets				
Land	\$ 496,279	\$ -	\$ -	\$ 496,279
Construction in progress	-	1,147,464	995,702	151,762
Total nondepreciable capital assets	<u>496,279</u>	<u>1,147,464</u>	<u>995,702</u>	<u>648,041</u>
Depreciable capital assets				
Buildings	27,125,433	1,004,252	-	28,129,685
Furniture and equipment	3,849,310	472,310	166,907	4,154,713
Total depreciable capital assets	<u>30,974,743</u>	<u>1,476,562</u>	<u>166,907</u>	<u>32,284,398</u>
Less accumulated depreciation				
Buildings	6,841,306	602,224	-	7,443,530
Furniture and equipment	2,617,997	267,565	152,816	2,732,746
Total accumulated depreciation	<u>9,459,303</u>	<u>869,789</u>	<u>152,816</u>	<u>10,176,276</u>
Depreciable capital assets, net	<u>21,515,440</u>	<u>606,773</u>	<u>14,091</u>	<u>22,108,122</u>
Governmental activities				
Capital assets, net	<u>\$ 22,011,719</u>	<u>\$ 1,754,237</u>	<u>\$ 1,009,793</u>	<u>\$22,756,163</u>



**Claiborne Parish School Board**  
**Notes to the Basic Financial Statements**

Depreciation expense was charged to governmental activities as follows:

Regular programs	\$ 565,569
Special programs	8,957
Vocational educatins programs	15,759
Other instructional programs	9,836
Adult education programs	3,918
Student services	1,294
Instructional staff support	12,800
School administration	1,969
Business services	7,266
Plant services	105,628
Student transportation services	116,796
Food services	19,997
Total depreciation expense	\$ 869,789

**NOTE 7 - RETIREMENT SYSTEMS**

**Plan description** Substantially all School Board employees participate in either the Teachers' Retirement System or the School Employees' Retirement System (the Systems), which are cost-sharing, multiple-employer public employee retirement systems (PERS). Benefit provisions are ultimately approved and amended by the Louisiana Legislature.

Participation in the Teachers' Retirement System is divided into two plans - the Teachers' Regular Plan and the Teachers' Plan A. In general, professional employees (such as teachers and principals) and lunchroom workers are members of the Louisiana Teachers' Retirement System (TRS); other employees, such as custodial personnel and bus drivers, are members of the Louisiana School Employees' Retirement System (LSERS). Generally, all full-time employees are eligible to participate in the system.

With respect to the Teachers' Retirement System Regular Plan, normal retirement is at age 60 with ten years of service, or at any age with 20 years of service. The formula for annual maximum retirement benefits is generally 2% (with less than 25 years of service) or 2.5% (with 25 or more years of service) times the years of creditable service times the average salary of the 36 highest successive months (plus \$300 applicable to persons becoming members prior to July 1, 1986).

Under the Teachers' Retirement System Plan A, normal retirement is generally at any age with 30 or more years of creditable service, at age 55 with at least 25 years of creditable service and at age 60 with at least ten years of creditable service. The retirement benefit formula is generally three percent times the years of creditable service times the average salary of the 36 highest successive months plus \$24 per year of service.

Employees participating in the School Employees' Retirement System are eligible for normal retirement after 30 years of service, or after 25 years of service at age 55 or after ten years of service at age 60. The maximum retirement allowance is computed at 2.5% times the highest 36 months of average salary, times the years of service plus a supplement of \$2.00 per month times the years of service.

**Claiborne Parish School Board  
Notes to the Basic Financial Statements**

Both TRS and LSERS issue annual financial reports. The reports can be obtained by telephoning or writing to the following:

Teachers' Retirement System of Louisiana  
Post Office Box 94123  
Baton Rouge, Louisiana 70804-9123  
(225) 925-6446

Louisiana School Employees' Retirement System  
Post Office Box 44516  
Baton Rouge, Louisiana 70804  
(225) 925-6484

**Funding Policy** Each system is administered and controlled at the state level by a separate board of trustees, with contribution rates approved and amended by the Louisiana Legislature. Benefits of the systems are funded by employee and employer contributions. Benefits granted by the retirement systems are guaranteed by the state of Louisiana under provisions of the Louisiana Constitution of 1974. The School Board's employer contribution for the TRS, as provided by state law, is funded by deductions from local ad valorem taxes, and by remittances from the School Board. For the LSERS, the School Board's employer contribution is funded through annual appropriations.

In addition, the employer does not remit to the Teachers' Retirement System, Regular Plan or Plan A, the employer's contribution for the professional improvement program (PIP) portion of payroll. The PIP contribution is made directly to the Retirement System by the state of Louisiana.

Contribution rates (as a percentage of covered salaries) for active plan members as established by the Louisiana Legislature for the year ended June 30, 2007, are as follows:

	<u>Employee</u>	<u>Employer</u>
Louisiana Teachers' Retirement System:		
Regular	8.00%	15.80%
Plan A	9.10%	15.80%
Louisiana School Employees' Retirement System	7.50%	19.60%

Total covered payroll of the School Board for TRS - Regular Plan, TRS - Plan A, and LSERS for the year ended June 30, 2007, amounted to \$11,676,946, \$25,869 and \$899,617, respectively. Employer contributions for the year ended June 30, 2007, and each of the two preceding years are as follows:

<u>Fiscal Year Ended</u>	<u>TRS</u>	<u>LSERS</u>
June 30, 2005	\$1,895,950	\$144,315
June 30, 2006	1,939,363	173,808
June 30, 2007	1,849,048	176,325

**NOTE 8 - OTHER POSTEMPLOYMENT BENEFITS** The School Board provides certain continuing health care and life insurance benefits for its retired employees. Substantially all of the School Board's employees become eligible for these benefits if they reach normal retirement age while working for the School Board. These benefits for retirees and similar benefits for active employees are provided through the State Employees Group Insurance Program. The cost of retiree benefits for the year totaled \$909,018 for 169 retirees.

The cost of benefits for current employees is paid jointly by the employee and the School Board. The School Board's portion of the cost is recognized as an expenditure when the monthly premiums are due.

**Claiborne Parish School Board**  
**Notes to the Basic Financial Statements**

**NOTE 9 - ACCOUNTS, SALARIES, AND OTHER PAYABLES** Payables at year-end are as follows:

	General	Title I	Maintenance Fund	School Lunch	Other Governmental	Total
Salaries	\$ 1,335,476	\$ 51,767	\$ 15,628	\$ 118,883	\$ 56,117	\$ 1,577,871
Accounts	68,137	-	136,869	-	-	205,006
<b>Total</b>	<b>\$ 1,403,613</b>	<b>\$ 51,767</b>	<b>\$ 152,497</b>	<b>\$ 118,883</b>	<b>\$ 56,117</b>	<b>\$ 1,782,877</b>

**NOTE 10 - COMPENSATED ABSENCES** At June 30, 2007, employees of the School Board have accumulated and vested \$997,383 of employee leave benefits, including \$14,462 of salary-related benefits. These employee leave benefits are computed in accordance with GASB Codification Section C60.

**NOTE 11 - AGENCY FUND DEPOSITS DUE OTHERS** A summary of changes in agency fund deposits due others for the year follows:

	Balance Beginning	Additions	Reductions	Balance Ending
Agency funds:				
Sales tax fund	\$ -	\$ 5,578,660	\$ 5,578,660	\$ -
School activities fund	524,479	961,145	860,709	624,915
<b>Total</b>	<b>\$ 524,479</b>	<b>\$ 6,539,805</b>	<b>\$ 6,439,369</b>	<b>\$ 624,915</b>

**NOTE 12 - LONG-TERM LIABILITIES** The following is a summary of the long-term obligation transactions for the year:

	Beginning Balance	Additions	Deletions	Ending Balance	Amounts Due Within One Year
Governmental Activities					
Bonds Payable:					
Qualified zone academy bond -2001A	\$ 259,091	\$ -	\$ 27,273	\$ 231,818	\$ 27,273
Qualified zone academy bond -2005	1,635,000	-	130,568	1,504,432	149,864
General obligation bonds	14,250,000	-	615,000	13,635,000	645,000
Claims Payable	28,000	65,656	64,431	29,225	29,225
Compensated absences	943,534	1,200,724	1,146,875	997,383	997,383
Governmental Activities					
Long-term liabilities	<b>\$17,115,625</b>	<b>\$ 1,266,380</b>	<b>\$ 1,984,147</b>	<b>\$ 16,397,858</b>	<b>\$ 1,848,745</b>

**Claiborne Parish School Board  
Notes to the Basic Financial Statements**

Payments on the general obligation bonds payable that pertain to the School Board's governmental activities are made by debt service funds. The compensated absences liability attributable to the governmental activities will be liquidated by several of the School Board's governmental funds.

	<u>Issue Date</u>	<u>Original Issue</u>	<u>Interest Rate</u>	<u>Final Payment Due</u>	<u>Interest to Maturity</u>	<u>Principal Outstanding</u>
District 11	6/01/01	\$8,100,000	4.45 – 7.00	2021	\$2,706,539	\$ 6,615,000
District 13	9/01/02	8,400,000	3.75 – 6.50	2022	<u>2,823,658</u>	<u>7,020,000</u>
Total general obligation bonds					<u>\$5,530,197</u>	<u>\$13,635,000</u>

In February 2002, the School Board received \$375,000 from Qualified Zone Academy Bonds and also, in December, 2005, the School Board received an additional \$1,635,000 in Qualified Zone Academy Bonds. The Qualified Zone Academy Bond Program is a federal program offered to school districts to acquire interest-free debt for selected projects. The federal government covers all the interest on the bonds.

All principal and interest requirements are funded in accordance with Louisiana law by the annual ad valorem tax levy on taxable property within the parish. At June 30, 2007, the School Board has accumulated \$1,449,918 in the debt service funds for future debt requirements. The notes and bonds are due as follows:

Year Ending June 30,	<u>OZAB 2001A</u>	<u>OZAB 2005</u>	<u>General Obligation Bonds</u>		<u>Total Payments</u>
	<u>Principal Payments</u>	<u>Principal Payments</u>	<u>Principal Payments</u>	<u>Interest Payments</u>	
2008	\$ 27,273	\$ 149,864	\$ 645,000	\$ 634,145	\$ 1,456,282
2009	27,273	150,562	685,000	599,070	1,461,905
2010	27,273	157,909	720,000	569,970	1,475,152
2011	27,273	165,615	755,000	535,770	1,483,658
2012	27,273	173,697	795,000	501,985	1,497,955
2013-2017	95,453	706,785	4,665,000	1,950,434	7,417,672
2018-2022	-	-	5,370,000	738,823	6,108,823
Total	<u>\$ 231,818</u>	<u>\$ 1,504,432</u>	<u>\$ 13,635,000</u>	<u>\$ 5,530,197</u>	<u>\$ 20,901,447</u>

In accordance with Louisiana Revised Statute 39:562, the School Board is legally restricted from incurring long-term bonded debt in excess of 50 percent of the assessed value of taxable property. At June 30, 2007, the statutory limit was \$47,973,600 and outstanding net bonded debt totaled \$12,185,082.

Long term debt is paid by the debt service funds. The compensated absences liability attributable to the governmental activities will be liquidated 100% by the general fund.

**Claiborne Parish School Board**  
**Notes to the Basic Financial Statements**

**NOTE 13 - INTERFUND ASSETS (FFS LEVEL ONLY)**

**Interfund Receivable/Payable:**

<u>Receivable Fund</u>	<u>Payable Fund</u>	<u>Amount</u>
General Fund	Title 1	\$ 546,507
	School Lunch	369,835
	Other Governmental	842,006
Other Governmental	Other Governmental	16,195
Other Governmental	General Fund	45,837
Total		<u>\$ 1,820,380</u>

The purpose of the interfund assets/liabilities was to cover current-year expenditures on cost reimbursement programs until the reimbursement requests are received.

**NOTE 14 - INTERFUND TRANSFERS (FFS LEVEL ONLY)**

**NOTE 15 - INTERFUND TRANSFERS (FFSLEVEL ONLY)**

<u>Fund</u>	<u>Transfer In</u>	<u>Transfer Out</u>
General Fund	\$ -	\$ 81,582
Lunch Fund	81,582	-
Total	<u>\$ 81,582</u>	<u>\$ 81,582</u>

The purpose of interfund transfers was due mainly to the school food service as a result of the food service's expenditures exceeding the current-year revenues.

**NOTE 15 - LITIGATION AND CONTINGENCIES**

**Litigation** At June 30, 2007, the School Board was involved in various litigations. It is the opinion of legal counsel for the School Board that ultimate resolution of these lawsuits would not materially affect the financial statements.

**Grant Disallowances** The School Board participates in a number of state and federally assisted grant programs. The programs are subject to compliance audits under the single audit approach. Such audits could lead to requests for reimbursement by the grantor agency for expenditures disallowed under terms of the grants. School Board management believes that the amount of disallowances, if any, which may arise from future audits will not be material.

**Tax Arbitrage Rebate** Under the Tax Reform Act of 1986, interest earned on the debt proceeds in excess of interest expense prior to the disbursement of the proceeds must be rebated to the Internal Revenue Service (IRS). Management believes there is no tax arbitrage rebate liability at year end.

**NOTE 16 - RISK MANAGEMENT** The School Board is exposed to various risks of loss related to torts; theft of, damage to, and destruction of assets; errors and omissions; injuries to employees; and natural disasters. A risk management program for workers' compensation was established by the School Board several years ago. The general fund pays claims, claim reserves, and administrative costs of the program. The School Board has contracted with a third party administrator to handle all workers' compensation claims.

**Claiborne Parish School Board**  
**Notes to the Basic Financial Statements**

Changes in the claims amount for the three years ended June 30, 2007 were as follows:

<u>Years Ended June 30,</u>	<u>Beginning of Fiscal Year Liability</u>	<u>Claims and Changes in Estimates</u>	<u>Benefit Payment and Claims</u>	<u>Ending of Fiscal Year Liability</u>
2004-2005	\$ 2,075	\$ 55,211	\$ 51,222	\$ 6,064
2005-2006	6,064	60,474	38,538	28,000
2006-2007	28,000	65,656	64,431	29,225

Claims payable of \$29,225 as of June 30, 2007, has been accrued as a liability. The liability at June 30, 2007, was provided by the third-party administrator. The liability does not include incremental costs.

The School Board continues to carry commercial insurance for all other risks of loss. Settled claims resulting from these risks have not exceeded commercial insurance coverage in any of the past three fiscal years.

**NOTE 17 - ON-BEHALF PAYMENTS FOR FRINGE BENEFITS AND SALARIES** On-behalf payments for fringe benefits and salaries are direct payments made by an entity (the paying agent) to a third-party recipient for the employees of another, legally separate entity (the employer entity). GASB Statement No. 24 requires employer governments to recognize revenue and expenditures or expenses for these on-behalf payments.

The state of Louisiana made pension contributions (regarding Professional Improvement Program) directly to the Teachers' Retirement System of Louisiana on behalf of the School Board in the amount of \$7,162. This amount was recognized as state revenue with a corresponding expenditure in the applicable fund from which the salary was paid.

**NOTE 18 - ECONOMIC DEPENDENCY** Statement of Financial Accounting Standard (SFAS) No. 14 requires disclosure in financial statements of a situation where one entity provides more than 10% of the audited entity's revenues. The Minimum Foundation Funding provided by the state to all public school systems in Louisiana is primarily based on October 1 student count. The state provided \$14,389,648 to the School Board, which represents approximately 54% of the School Board's total revenue for the year.

**NOTE 19 - FINANCIAL PRESENTATION** Major funds reflected in this report are the General Fund, Title I, Maintenance Funds, and School Lunch. Last year the General Fund, Title I, Maintenance Funds, School Lunch and Special Education were the major funds.

The Governmental Accounting Standards Board Statement No. 34, commonly referred to as the New Reporting Model established a criteria determining which funds are the most prominent funds of a government. These prominent funds are required to be separately displayed in the basic financial statements. The computation of major funds is made annually. Accordingly, the display of specific major funds in the basic financial statements may change from year to year.

**NOTE 20 - SUBSEQUENT EVENTS** The School Board settled a worker's compensation lawsuit in January, 2008 in which it paid compensation of \$68,500.

**NOTE 21 - PRIOR PERIOD ADJUSTMENT** A prior period adjustment was made to the basic financial statements of the Maintenance Fund for activity associated with the QZAB 2005 bond issue which was actually issued by the School Board in December, 2005 in the amount of \$1,635,000. Also, beginning balances in the long-term debt note were adjusted for the beginning balance at July 1, 2006 for the bond issue.

**Claiborne Parish School Board**

**REQUIRED SUPPLEMENTAL INFORMATION**

**Claiborne Parish School Board**

**Budgetary Comparison Schedules**

**General Fund and Major Special Revenue Funds With Legally Adopted Annual Budgets**

**GENERAL FUND** The general fund accounts for all activities of the School Board except those that are accounted for in other funds.

**TITLE I** Title I improves the educational opportunities of educationally deprived children by helping them succeed in the regular school program, attain grade level proficiency and improve achievement in basic and more advanced skills. It is designed primarily to provide instructional activities to educationally deprived children that reside in low-income areas who have been selected on the basis of a needs assessment. These services supplement, not supplant, those normally provided by state and local educational agencies.

**MAINTENANCE FUNDS** The maintenance funds account for the proceeds of ad valorem taxes levied to maintain and improve school facilities in the parish. The Parish wide Maintenance Fund is financed by a Parish wide ad valorem tax levy to provide additional support to operate and maintain all school facilities in the parish. Districts No. 11, No. 13, No. 16 and No. 26, Maintenance Funds are financed by an ad valorem tax levy for each district, which provides additional funds to operate and maintain school facilities in the respective districts.

**SCHOOL LUNCH** This program assists school boards through cash grants and food donations in providing a nutritious breakfast and lunch service for school students and encourages the domestic consumption of nutritious agricultural commodities.



**CLAIBORNE PARISH SCHOOL BOARD**

**GENERAL FUND  
Budgetary Comparison Schedule  
For the Year Ended June 30, 2007**

Exhibit 1-1

	<u>BUDGETED AMOUNTS</u>		<u>ACTUAL AMOUNTS</u>	<u>VARIANCE WITH FINAL BUDGET</u>
	<u>ORIGINAL</u>	<u>FINAL</u>		<u>POSITIVE (NEGATIVE)</u>
BUDGETARY FUND BALANCES, BEGINNING	\$ 6,007,055	\$ 4,941,978	\$ 4,941,978	0
Resources (inflows)				
Local sources:				
Taxes:				
Ad valorem	979,000	1,017,000	1,024,940	7,940
Sales and use	3,295,448	2,783,665	3,141,066	357,401
Interest earnings	186,090	136,730	298,396	161,666
Other	214,028	345,340	759,586	414,246
State sources:				
Equalization	14,448,132	14,488,132	14,329,648	(158,484)
Other	703,881	461,589	485,992	24,403
Federal sources	55,000	50,000	65,317	15,317
Transfers from other funds	<u>1,416,091</u>	<u>1,200,000</u>	<u>0</u>	<u>(1,200,000)</u>
Amounts available for appropriations	<u>27,304,725</u>	<u>25,424,434</u>	<u>25,046,923</u>	<u>(377,511)</u>
Charges to appropriations (outflows)				
Instruction:				
Regular programs	8,806,452	8,623,463	8,271,175	352,288
Special programs	2,343,769	2,176,865	2,207,499	(30,634)
Other Instructional programs	1,204,919	1,025,398	1,190,203	(164,805)
Support services:				
Student services	691,673	583,733	689,932	(106,199)
Instructional staff support	1,086,370	827,821	892,274	(64,453)
General administration	483,729	510,276	565,948	(55,672)
School administration	1,311,689	1,397,890	1,468,236	(70,346)
Business services	231,354	231,802	269,861	(38,059)
Plant services	1,409,512	1,221,213	1,322,967	(101,754)
Student transportation services	1,358,742	1,280,833	1,102,517	178,316
Central services	10,375	10,670	11,828	(1,158)
Food services	300,698	315,133	261,955	53,178
Community service programs	12,164	11,722	11,867	(145)
Capital Outlay	0	0	358,569	(358,569)
Transfers to other funds	<u>874,661</u>	<u>758,342</u>	<u>81,582</u>	<u>676,760</u>
Total charges to appropriations	<u>20,126,107</u>	<u>18,975,161</u>	<u>18,706,413</u>	<u>268,748</u>
BUDGETARY FUND BALANCES, ENDING	\$ <u>7,178,618</u>	\$ <u>6,449,273</u>	\$ <u>6,340,510</u>	<u>(108,763)</u>

**CLAJBORNE PARISH SCHOOL BOARD**

**TITLE I  
Budgetary Comparison Schedule  
For the Year Ended June 30, 2007**

Exhibit 1-2

	<u>BUDGETED AMOUNTS</u>		<u>ACTUAL AMOUNTS</u>	<u>VARIANCE WITH FINAL BUDGET</u>
	<u>ORIGINAL</u>	<u>FINAL</u>		<u>POSITIVE</u>
				<u>(NEGATIVE)</u>
BUDGETARY FUND BALANCES, BEGINNING	\$ 0	\$ 0	\$ 0	0
Resources (inflows)				
Federal sources	1,050,000	819,557	1,076,714	257,157
Transfers from other funds	0	0	0	0
	<u>1,050,000</u>	<u>819,557</u>	<u>1,076,714</u>	<u>257,157</u>
Amounts available for appropriations				
Charges to appropriations (outflows)				
Instruction:				
Other instructional programs	827,363	613,819	811,608	(197,789)
Support services:				
Instructional staff support	205,244	178,532	188,634	(10,102)
General administration	0	0	45,297	(45,297)
Business services	0	10,000	0	10,000
Plant services	11,535	13,159	26,618	(13,459)
Student transportation services	0	0	0	0
Community service programs	5,858	4,047	4,557	(510)
Capital Outlay	0	0	0	0
Transfers to other funds	0	0	0	0
	<u>1,050,000</u>	<u>819,557</u>	<u>1,076,714</u>	<u>(257,157)</u>
Total charges to appropriations				
BUDGETARY FUND BALANCES, ENDING	\$ 0	\$ 0	\$ 0	0

**CLAIBORNE PARISH SCHOOL BOARD**

**MAINTENANCE FUNDS  
Budgetary Comparison Schedule  
For the Year Ended June 30, 2007**

Exhibit 1-3

	<u>BUDGETED AMOUNTS</u>		<u>ACTUAL AMOUNTS</u>	<u>VARIANCE WITH FINAL BUDGET</u>
	<u>ORIGINAL</u>	<u>FINAL</u>		<u>POSITIVE (NEGATIVE)</u>
BUDGETARY FUND BALANCES, BEGINNING	\$ 1,618,400	\$ 2,948,905	\$ 2,948,905	0
Resources (inflows)				
Local sources:				
Taxes:				
Ad valorem	964,500	1,026,758	1,013,388	(13,370)
Interest earnings	28,125	28,125	113,983	85,858
Other	500	0	160	160
State sources:				
Other	58,750	55,596	55,388	(208)
Transfers from other funds	0	0	0	0
Bond proceeds	0	0	0	0
	<u>2,668,275</u>	<u>4,059,384</u>	<u>4,131,824</u>	<u>72,440</u>
Amounts available for appropriations				
Charges to appropriations (outflows)				
Instruction:				
Regular programs	75,586	78,685	86,806	(8,121)
Other instructional programs	1,290	10,078	10,076	0
Support services:				
General administration	33,942	34,826	34,498	328
School administration	55,084	23,921	23,921	0
Business services	0	2,074	2,074	0
Plant services	418,658	372,332	490,745	(118,413)
Student transportation services	105,540	98,691	108,318	(9,627)
Capital Outlay	5,400	100,042	303,095	(203,053)
Debt services:				
Principal payments	27,273	157,781	157,841	(60)
Interest and bank charges	0	0	0	0
Transfers to other funds	0	0	0	0
	<u>722,771</u>	<u>878,428</u>	<u>1,217,374</u>	<u>(338,946)</u>
Total charges to appropriations				
BUDGETARY FUND BALANCES, ENDING	\$ <u>1,945,504</u>	\$ <u>3,180,956</u>	\$ <u>2,914,450</u>	<u>(266,506)</u>


**CLAIBORNE PARISH SCHOOL BOARD**

**SCHOOL LUNCH  
Budgetary Comparison Schedule  
For the Year Ended June 30, 2007**

Exhibit 1-4

	<u>BUDGETED AMOUNTS</u>		<u>ACTUAL AMOUNTS</u>	<u>VARIANCE WITH FINAL BUDGET</u>
	<u>ORIGINAL</u>	<u>FINAL</u>		<u>POSITIVE (NEGATIVE)</u>
BUDGETARY FUND BALANCES, BEGINNING	\$ 398,315	\$ (87,359)	\$ (87,359)	0
Resources (inflows)				
Local sources:				
Interest earnings	7,000	9,000	10,091	1,091
Food services	190,100	183,874	183,912	38
State sources:				
Equalization	60,000	0	60,000	60,000
Federal sources	1,025,800	951,605	951,712	107
Transfers from other funds	<u>82,000</u>	<u>81,582</u>	<u>81,582</u>	<u>0</u>
Amounts available for appropriations	<u>1,763,215</u>	<u>1,138,702</u>	<u>1,199,938</u>	<u>61,236</u>
Charges to appropriations (outflows)				
Support services:				
Food services	1,458,930	1,334,786	1,365,277	(30,491)
Transfers to other funds	<u>0</u>	<u>0</u>	<u>0</u>	<u>0</u>
Total charges to appropriations	<u>1,458,930</u>	<u>1,334,786</u>	<u>1,365,277</u>	<u>(30,491)</u>
BUDGETARY FUND BALANCES, ENDING	\$ <u>304,285</u>	\$ <u>(196,084)</u>	\$ <u>(165,339)</u>	<u>30,745</u>

**Claiborne Parish School Board**



**Claiborne Parish School Board  
Notes to the Budgetary Comparison Schedules  
For the Year Ended June 30, 2007**

**A. BUDGETS**

Formal budget integration (within the accounting records) is employed as a management control device. All budgets are controlled at the function level. Budget amounts included in the accompanying financial statements include the original adopted budget and all subsequent amendments. These revisions were considered insignificant by the Board.

**Budget Basis of Accounting** The major governmental funds' budgets are prepared on the modified accrual basis of accounting, a basis consistent with accounting principles generally accepted in the United States of America (GAAP). Budgeted amounts are originally adopted or amended by the Board. Legally, the Board must adopt a balanced budget; that is, total budgeted revenues and other financing sources including fund balance must equal or exceed total budgeted expenditures and other financing uses. State statutes require the Board to amend its budgets when revenues plus projected revenues within a fund are expected to be less than budgeted revenues by five percent or more and/or expenditures within a fund are expected to exceed budgeted expenditures by five percent or more. The School Board approves budgets at the function level and management can transfer amounts between line items within a function.

**B. EXCESS OF EXPENDITURES OVER BUDGET**

	<u>Final Budget</u>	<u>Actual</u>	<u>Variance</u>
Title I	\$ 819,557	\$1,076,714	(\$257,157)
Maintenance Fund	878,428	1,217,374	(338,946)
School Lunch	1,334,786	1,365,277	(30,491)

**CLAIBORNE PARISH SCHOOL BOARD**

**Notes to Budgetary Comparison Schedules  
For the Year Ended June 30, 2007**


Note C - Budget to GAAP Reconciliation - Explanation of differences between budgetary inflows and outflows and GAAP revenues and expenditures

	<u>GENERAL</u>		<u>TITLE I</u>
	<u>FUND</u>		
<u>Sources/inflows of resources:</u>			
Actual amounts (budgetary basis) "available for appropriation" from the Budgetary Comparison Schedule	\$ 25,046,923	\$	1,076,714
 The fund balance at the beginning of the year is a budgetary resource but is not a current year revenue for financial reporting purposes	 (4,941,978)		 0
 Transfers from other funds are inflows of budgetary resources but are not revenues for financial reporting purposes	 <u>0</u>		 <u>0</u>
 Total revenues as reported on the Statement of Revenues, Expenditures, and Changes in Fund Balances - Governmental Funds	 <u>20,104,945</u>		 <u>1,076,714</u>
 <u>Uses/outflows of resources:</u>			
Actual amounts (budgetary basis) "Total charges to appropriations" from the Budgetary Comparison Schedule	18,706,413		1,076,714
 Transfer to other funds are outflows of budgetary resources but are not expenditures for financial reporting purposes	 <u>(81,582)</u>		 <u>0</u>
 Total expenditures as reported on the Statement of Revenues, Expenditures, and Changes in Fund Balances - Governmental Funds	 <u>\$ 18,624,831</u>	\$	 <u>1,076,714</u>

<u>MAINTENANCE</u>	<u>SCHOOL</u>
<u>FUNDS</u>	<u>LUNCH</u>
\$ 4,131,824	\$ 1,199,938
(2,948,905)	87,359
<u>0</u>	<u>(81,582)</u>
<u>1,182,919</u>	<u>1,205,715</u>
1,217,374	1,365,277
<u>0</u>	<u>0</u>
<u>\$ 1,217,374</u>	<u>\$ 1,365,277</u>



**Claiborne Parish School Board**



**SUPPLEMENTAL INFORMATION:  
COMBINING NONMAJOR GOVERNMENTAL  
FUNDS**

**CLAIBORNE PARISH SCHOOL BOARD**  
**NONMAJOR GOVERNMENTAL FUNDS**  
**Combining Balance Sheet - By Fund Type**  
**June 30, 2007**

Exhibit 2

	SPECIAL REVENUE	DEBT SERVICE	CAPITAL PROJECTS FUND - DISTRICT 13	TOTAL
<b>ASSETS</b>				
Cash and cash equivalents	\$ 318,654	\$ 1,435,685	\$ 2,488	\$ 1,756,827
Investments	0	14,233	64	14,297
Receivables	520,901	0	0	520,901
Interfund receivables	62,032	0	0	62,032
<b>TOTAL ASSETS</b>	<b>901,587</b>	<b>1,449,918</b>	<b>2,552</b>	<b>2,354,057</b>
<b>LIABILITIES AND FUND BALANCES</b>				
<b>Liabilities:</b>				
Accounts, salaries and other payables	56,117	0	0	56,117
Interfund payables	858,201	0	0	858,201
<b>Total Liabilities</b>	<b>914,318</b>	<b>0</b>	<b>0</b>	<b>914,318</b>
<b>Fund Balances:</b>				
Reserved for Debt Service	0	1,449,918	0	1,449,918
Unreserved and undesignated:				
Special Revenue	(12,731)	0	0	(12,731)
Capital Projects	0	0	2,552	2,552
<b>Total Fund Balances</b>	<b>(12,731)</b>	<b>1,449,918</b>	<b>2,552</b>	<b>1,439,739</b>
<b>TOTAL LIABILITIES AND FUND BALANCES</b>	<b>\$ 901,587</b>	<b>\$ 1,449,918</b>	<b>\$ 2,552</b>	<b>\$ 2,354,057</b>

**CLAIBORNE PARISH SCHOOL BOARD**  
**NONMAJOR GOVERNMENTAL FUNDS**  
**Combining Statement of Revenues, Expenditures,**  
**and Changes in Fund Balances - By Fund Type**  
**For the Year Ended June 30, 2007**

Exhibit 3

	SPECIAL REVENUE	DEBT SERVICE	CAPITAL PROJECTS DISTRICT 13	TOTAL
<b>REVENUES</b>				
Local sources:				
Taxes:				
Ad valorem	\$ 0	\$ 1,669,054	\$ 0	\$ 1,669,054
Interest earnings	691	33,413	15,710	49,814
Other	48,573	0	0	48,573
Federal sources	1,208,495	0	0	1,208,495
<b>Total Revenues</b>	<b>1,257,759</b>	<b>1,702,467</b>	<b>15,710</b>	<b>2,975,936</b>
<b>EXPENDITURES</b>				
Current:				
Instruction:				
Regular programs	106,843	0	0	106,843
Special programs	358,042	0	0	358,042
Other instructional programs	279,575	0	0	279,575
Support services:				
Student services	38,123	0	0	38,123
Instructional staff support	393,535	0	0	393,535
General administration	28,017	56,685	0	84,702
Plant services	38,119	0	0	38,119
Student transportation services	2,750	0	0	2,750
Capital outlay	0	0	966,660	966,660
Debt service:				
Principal retirement	0	615,000	0	615,000
Interest and bank charges	0	663,155	0	663,155
<b>Total Expenditures</b>	<b>1,245,004</b>	<b>1,334,840</b>	<b>966,660</b>	<b>3,546,504</b>
<b>EXCESS (Deficiency) OF REVENUES OVER EXPENDITURES</b>	<b>\$ 12,755</b>	<b>\$ 367,627</b>	<b>\$ (950,950)</b>	<b>\$ (570,568)</b>

(CONTINUED)

**CLAIBORNE PARISH SCHOOL BOARD**

**NONMAJOR GOVERNMENTAL FUNDS  
Combining Statement of Revenues, Expenditures,  
and Changes in Fund Balances - By Fund Type  
For the Year Ended June 30, 2007**

Exhibit 3

	<u>SPECIAL</u>	<u>DEBT</u>	<u>CAPITAL</u>	
	<u>REVENUE</u>	<u>SERVICE</u>	<u>PROJECTS</u>	<u>TOTAL</u>
		<u>DISTRICT 13</u>		
<b>OTHER FINANCING SOURCES (USES)</b>				
Transfers out	\$ 0	\$ 0	\$ 0	\$ 0
<b>Total Other Financing Sources (Uses)</b>	<u>0</u>	<u>0</u>	<u>0</u>	<u>0</u>
<b>Net Change in Fund Balances</b>	12,755	367,627	(950,950)	(570,568)
<b>FUND BALANCES - BEGINNING</b>	<u>(25,486)</u>	<u>1,082,291</u>	<u>953,502</u>	<u>2,010,307</u>
<b>FUND BALANCES - ENDING</b>	<u>\$ (12,731)</u>	<u>\$ 1,449,918</u>	<u>\$ 2,552</u>	<u>\$ 1,439,739</u>

(CONCLUDED)

**Claiborne Parish School Board  
Nonmajor Special Revenue Funds**

**TITLE II** This program provides funds to the school board for projects that are designed to improve the skills of teachers and instruction in the areas of mathematics, science, computer learning, and foreign languages and to increase the accessibility of such instruction to all students.

**TITLE V** This program provides funds to the school board to a) assist local educational reform efforts, b) to support efforts to accomplish the National Education Goals, c) to implement promising educational reform programs, d) to provide a continuing source of innovation and educational improvement, including support for library services and instructional and media materials, and e) to meet the special educational needs of at-risk and high cost students.

**DRUG-FREE SCHOOLS** This program provides funds to the school board for the establishment, operation, and improvement of local programs of drug abuse prevention, early intervention, rehabilitation referral, and education in elementary and secondary schools.

**VOCATIONAL EDUCATION** This program was designed to make the United States more competitive in the world economy by developing more fully the academic and occupational skills of all segments of the population, principally through concentrating resources on improving education programs leading to academic and occupational skills needed to work in a technologically advanced society.

**ADULT EDUCATION** This fund accounts for allotments of federal Adult Education State-Administered Program funds from the Louisiana Department of Education to provide adult education programs in the parish.

**MEDICAID** This fund accounts for federal and state programs that provide financial assistance and related services to handicapped students.

**STARTING POINTS** This program accounts for funds from the United States Department of Health and Human Services through the Louisiana Department of Education. The purpose of the program is to provide for early childhood development of at-risk four year old children in full day preschool programs.

**PRESCHOOL** This fund is designed to provide grants to assist states in providing free appropriate public education to preschool children with exceptionalities age three through five years.

**STRATEGIES TO EMPOWER PEOPLE (STEP)** This program provides opportunities for work-eligible individuals to receive job training employment and supportive services to enable them to become self-sufficient.

**SPECIAL EDUCATION** This program was designed to provide grants to states to assist them in providing a free appropriate public education to all children with exceptionalities.

**CLAIBORNE PARISH SCHOOL BOARD**

**NONMAJOR SPECIAL REVENUE FUNDS**

**Combining Balance Sheet**

**June 30, 2007**

	<u>TITLE II</u>	<u>TITLE V</u>	<u>DRUG FREE SCHOOLS</u>	<u>VOCATIONAL EDUCATION</u>
<b>ASSETS</b>				
Cash and cash equivalents	\$ 4,554	\$ 14,860	\$ 32,945	\$ 14,795
Investments	0	0	0	0
Receivables	184,770	73,374	4,299	14,844
Interfund receivables	0	0	0	16,195
Inventory	0	0	0	0
<b>TOTAL ASSETS</b>	<b>189,324</b>	<b>88,234</b>	<b>37,244</b>	<b>45,834</b>
<b>LIABILITIES AND FUND BALANCES</b>				
<b>Liabilities:</b>				
Accounts, salaries and other payables	11,077	0	0	0
Interfund payables	178,247	88,234	37,244	45,834
Unearned revenue	0	0	0	0
<b>Total Liabilities</b>	<b>189,324</b>	<b>88,234</b>	<b>37,244</b>	<b>45,834</b>
<b>Fund Balances:</b>				
Reserved for inventory	0	0	0	0
Unreserved and undesignated	0	0	0	0
<b>Total Fund Balances</b>	<b>0</b>	<b>0</b>	<b>0</b>	<b>0</b>
<b>TOTAL LIABILITIES AND FUND BALANCES</b>	<b>\$ 189,324</b>	<b>\$ 88,234</b>	<b>\$ 37,244</b>	<b>\$ 45,834</b>

Exhibit 4

	ADULT EDUCATION	MEDICAID	STARTING POINTS	PRESCHOOL	STRATEGIES TO EMPOWER PEOPLE	SPECIAL EDUCATION	TOTAL
\$	60,992	\$ 8,417	\$ 13,585	\$ 3,049	\$ 15,666	\$ 149,791	\$ 318,654
	0	0	0	0	0	0	0
	10,109	0	4,634	24,902	0	203,969	520,901
	0	45,837	0	0	0	0	62,032
	0	0	0	0	0	0	0
	<u>71,101</u>	<u>54,254</u>	<u>18,219</u>	<u>27,951</u>	<u>15,666</u>	<u>353,760</u>	<u>901,587</u>
	0	1,917	6,411	0	0	36,712	56,117
	71,101	13,000	70,042	27,951	9,500	317,048	858,201
	0	0	0	0	0	0	0
	<u>71,101</u>	<u>14,917</u>	<u>76,453</u>	<u>27,951</u>	<u>9,500</u>	<u>353,760</u>	<u>914,318</u>
	0	0	0	0	0	0	0
	0	39,337	(58,234)	0	6,166	0	(12,731)
	0	39,337	(58,234)	0	6,166	0	(12,731)
\$	<u>71,101</u>	<u>\$ 54,254</u>	<u>\$ 18,219</u>	<u>\$ 27,951</u>	<u>\$ 15,666</u>	<u>\$ 353,760</u>	<u>\$ 901,587</u>



**CLAIBORNE PARISH SCHOOL BOARD**  
**NONMAJOR SPECIAL REVENUE FUNDS**  
**Combining Statement of Revenues, Expenditures,**  
**and Changes in Fund Balances**  
**For the Year Ended June 30, 2007**

	<u>TITLE II</u>	<u>TITLE V</u>	<u>DRUG FREE SCHOOLS</u>	<u>VOCATIONAL EDUCATION</u>
<b>REVENUES</b>				
<b>Local sources:</b>				
Interest earnings	\$ 0	\$ 0	\$ 0	\$ 0
Other	0	0	0	0
Federal sources	<u>257,127</u>	<u>89,054</u>	<u>11,976</u>	<u>56,207</u>
<b>Total Revenues</b>	<u>257,127</u>	<u>89,054</u>	<u>11,976</u>	<u>56,207</u>
<b>EXPENDITURES</b>				
<b>Current:</b>				
<b>Instruction:</b>				
Regular programs	96,867	9,976	0	0
Special programs	0	0	0	0
Other instructional programs	0	78,991	0	45,115
<b>Support services:</b>				
Student services	0	0	11,460	8,325
Instructional staff support	151,555	0	0	2,767
General administration	8,705	87	516	0
Plant services	0	0	0	0
Student transportation services	<u>0</u>	<u>0</u>	<u>0</u>	<u>0</u>
<b>Total Expenditures</b>	<u>257,127</u>	<u>89,054</u>	<u>11,976</u>	<u>56,207</u>
<b>EXCESS (Deficiency) OF REVENUES OVER EXPENDITURES</b>	<u>0</u>	<u>0</u>	<u>0</u>	<u>0</u>
<b>OTHER FINANCING SOURCES (USES)</b>				
Transfers out	<u>0</u>	<u>0</u>	<u>0</u>	<u>0</u>
<b>Total Other Financing Sources (Uses)</b>	<u>0</u>	<u>0</u>	<u>0</u>	<u>0</u>
<b>Net Change in Fund Balances</b>	0	0	0	0
<b>FUND BALANCES - BEGINNING</b>	<u>0</u>	<u>0</u>	<u>0</u>	<u>0</u>
<b>FUND BALANCES - ENDING</b>	<u>\$ 0</u>	<u>\$ 0</u>	<u>\$ 0</u>	<u>\$ 0</u>

Exhibit 5

ADULT EDUCATION	MEDICAID	STARTING POINTS	PRESCHOOL	STRATEGIES TO EMPOWER PEOPLE	SPECIAL EDUCATION	TOTAL
\$ 0	\$ 691	\$ 0	\$ 0	\$ 0	\$ 0	691
0	48,573	0	0	0	0	48,573
92,792	0	48,656	43,312	2,029	607,342	1,208,495
92,792	49,264	48,656	43,312	2,029	607,342	1,257,759
0	0	0	0	0	0	106,843
0	23,422	0	36,878	0	297,742	358,042
92,342	0	63,127	0	0	0	279,575
0	0	0	0	0	18,338	38,123
450	0	0	3,661	0	235,102	393,535
0	0	0	688	85	17,936	28,017
0	560	0	1,964	0	35,595	38,119
0	0	0	121	0	2,629	2,750
92,792	23,982	63,127	43,312	85	607,342	1,245,004
0	25,282	(14,471)	0	1,944	0	12,755
0	0	0	0	0	0	0
0	0	0	0	0	0	0
0	25,282	(14,471)	0	1,944	0	12,755
0	14,055	(43,763)	0	4,222	0	(25,486)
\$ 0	\$ 39,337	\$ (58,234)	\$ 0	\$ 6,166	\$ 0	(12,731)

**Claiborne Parish School Board  
Nonmajor Debt Service Funds**

**DISTRICT NO. 11**

**DISTRICT NO. 13** The debt service funds are used to accumulate monies to pay outstanding bond issues. The bonds were issued by the respective school districts to acquire lands for building sites and to purchase, erect, and improve school buildings, equipment, and furnishings. The bond issues are financed by an ad valorem tax on property within the territorial boundaries of the respective wards.

CLAIBORNE PARISH SCHOOL BOARD

NONMAJOR DEBT SERVICE FUNDS  
 Combining Balance Sheet  
 June 30, 2007

Exhibit 6

	DISTRICT NO. 11	DISTRICT NO. 13	TOTAL
<b>ASSETS</b>			
Cash and cash equivalents	\$ 845,281	\$ 590,404	\$ 1,435,685
Investments	<u>14,233</u>	<u>0</u>	<u>14,233</u>
<b>TOTAL ASSETS</b>	<u>859,514</u>	<u>590,404</u>	<u>1,449,918</u>
<b>LIABILITIES AND FUND BALANCES</b>			
<b>Liabilities:</b>			
Accounts, salaries and other payables	<u>0</u>	<u>0</u>	<u>0</u>
<i>Total Liabilities</i>	<u>0</u>	<u>0</u>	<u>0</u>
<b>Fund Balances:</b>			
Reserved for debt service	<u>859,514</u>	<u>590,404</u>	<u>1,449,918</u>
<b>Total Fund Balances</b>	<u>859,514</u>	<u>590,404</u>	<u>1,449,918</u>
<b>TOTAL LIABILITIES AND FUND BALANCES</b>	<u>\$ 859,514</u>	<u>\$ 590,404</u>	<u>\$ 1,449,918</u>

**CLAIBORNE PARISH SCHOOL BOARD**  
**NONMAJOR DEBT SERVICE FUNDS**  
**Combining Statement of Revenues, Expenditures,**  
**and Changes in Fund Balances**  
**For the Year Ended June 30, 2007**

Exhibit 7

	<u>DISTRICT</u> <u>NO. 11</u>	<u>DISTRICT</u> <u>NO. 13</u>	<u>Total</u>
<b>REVENUES</b>			
Local sources:			
Taxes:			
Ad valorem	\$ 877,049	\$ 792,005	\$ 1,669,054
Interest earnings	<u>22,840</u>	<u>10,573</u>	<u>33,413</u>
Total Revenues	<u>899,889</u>	<u>802,578</u>	<u>1,702,467</u>
<b>EXPENDITURES</b>			
Current:			
Support services:			
General administration	29,554	27,131	56,685
Debt service:			
Principal retirement	305,000	310,000	615,000
Interest and bank charges	<u>340,675</u>	<u>322,480</u>	<u>663,155</u>
Total Expenditures	<u>675,229</u>	<u>659,611</u>	<u>1,334,840</u>
EXCESS (Deficiency) OF REVENUES OVER EXPENDITURES	224,660	142,967	367,627
FUND BALANCES - BEGINNING	<u>634,854</u>	<u>447,437</u>	<u>1,082,291</u>
FUND BALANCES - ENDING	<u>\$ 859,514</u>	<u>\$ 590,404</u>	<u>\$ 1,449,918</u>

**Claiborne Parish School Board  
Agency Funds**

**SCHOOL ACTIVITIES FUND** The activities of the various individual school accounts are accounted for in the school activities agency fund. While the accounts are under the supervision of the School Board, they belong to the individual schools or their student bodies and are not available for use by the School Board.

**SALES TAX FUND** The sales tax fund accounts for monies collected on behalf of the other taxing authorities in Claiborne Parish. Upon receipt of sales tax returns and monies, the School Board remits a check to the other authorities monthly.

**CLAIBORNE PARISH SCHOOL BOARD**

**AGENCY FUNDS  
Statement of Changes in Fiduciary Assets and Liabilities  
For the Year Ended June 30, 2007**

Exhibit 8

	<u>Balance, Beginning</u>	<u>Additions</u>	<u>Deductions</u>	<u>Balance, Ending</u>	
		<b>*****SCHOOL ACTIVITIES*****</b>			
<b>ASSETS</b>					
Cash and cash equivalents	\$ 524,479	\$ 961,145	\$ 860,709	\$ 624,915	
	<u>524,479</u>	<u>961,145</u>	<u>860,709</u>	<u>624,915</u>	
<b>LIABILITIES</b>					
Deposits due others	<u>524,479</u>	<u>961,145</u>	<u>860,709</u>	<u>624,915</u>	
	<u>524,479</u>	<u>961,145</u>	<u>860,709</u>	<u>624,915</u>	
		<b>*****SALES TAX*****</b>			
<b>ASSETS</b>					
Cash and cash equivalents	<u>0</u>	<u>5,578,660</u>	<u>5,578,660</u>	<u>0</u>	
	<u>0</u>	<u>5,578,660</u>	<u>5,578,660</u>	<u>0</u>	
<b>LIABILITIES</b>					
Deposits due others	<u>0</u>	<u>5,578,660</u>	<u>5,578,660</u>	<u>0</u>	
	<u>0</u>	<u>5,578,660</u>	<u>5,578,660</u>	<u>0</u>	
		<b>*****TOTAL*****</b>			
<b>ASSETS</b>					
Cash and cash equivalents	<u>524,479</u>	<u>6,539,805</u>	<u>6,439,369</u>	<u>624,915</u>	
	<u>524,479</u>	<u>6,539,805</u>	<u>6,439,369</u>	<u>624,915</u>	
<b>LIABILITIES</b>					
Deposits due others	<u>524,479</u>	<u>6,539,805</u>	<u>6,439,369</u>	<u>624,915</u>	
	<u>\$ 524,479</u>	<u>\$ 6,539,805</u>	<u>\$ 6,439,369</u>	<u>\$ 624,915</u>	

**CLAIBORNE PARISH SCHOOL BOARD**  
**SCHOOL ACTIVITIES AGENCY FUND**  
**Schedule of Changes in Deposits Due Others**  
**For the Year Ended June 30, 2007**

Exhibit 9

SCHOOL	<u>Balance, Beginning</u>	<u>Additions</u>	<u>Deductions</u>	<u>Balance, Ending</u>
Athens High	\$ 5,186	\$ 54,678	\$ 54,495	\$ 5,369
Haynesville Elementary	45,572	88,062	76,284	57,350
Haynesville Junior/Senior High	187,678	272,454	235,598	224,534
Homer Elementary	99,466	149,053	117,250	131,269
Homer Junior High	70,268	55,291	49,925	75,634
Homer High	66,981	171,163	166,324	71,820
Pineview High	16,100	38,999	38,571	16,528
Summerfield High	<u>33,228</u>	<u>131,445</u>	<u>122,262</u>	<u>42,411</u>
Total	<u>\$ 524,479</u>	<u>\$ 961,145</u>	<u>\$ 860,709</u>	<u>\$ 624,915</u>



**CLAIBORNE PARISH SCHOOL BOARD**  
**SALES TAX AGENCY FUND -**  
**Schedule of Changes in Deposits Due Others**  
**For the Year Ended June 30, 2007**

**Exhibit 10**

DEPOSIT BALANCE AT BEGINNING OF YEAR	<u>\$ 0</u>
ADDITIONS:	
Sales tax collections	<u>5,578,660</u>
SETTLEMENTS:	
School Board General Fund:	3,141,086
Fees for Audit of Sales Tax Vendors	59,358
Police Jury	843,406
Town of Homer	968,639
Town of Haynesville	482,638
Junction City	26,818
Water Shed	<u>56,735</u>
Total settlements	<u>5,578,660</u>
DEPOSIT BALANCE AT END OF YEAR	<u>\$ 0</u>

**Claiborne Parish School Board**

**OTHER SCHEDULES**

**CLAIBORNE PARISH SCHOOL BOARD**

**MAINTENANCE FUND ACCOUNTS  
Combining Balance Sheet  
June 30, 2007**

	<u>PARISHWIDE</u>	<u>DISTRICT 1</u>	<u>DISTRICT 11</u>	<u>DISTRICT 13</u>
<b>ASSETS</b>				
Cash and cash equivalents	\$ 608,118	\$ 127,026	\$ (114,673)	\$ 207,409
Investments	138,853	0	45,190	213,643
Interfund receivables	0	0	0	0
Restricted assets:				
Investments	0	0	0	1,594,465
<b>TOTAL ASSETS</b>	<u>746,971</u>	<u>127,026</u>	<u>(69,483)</u>	<u>2,015,517</u>
 <b>LIABILITIES AND FUND BALANCES</b>				
<b>Liabilities:</b>				
Accounts, salaries and other payables	7,622	12,500	0	124,369
Interfund payables	0	0	0	0
<b>Total Liabilities</b>	<u>7,622</u>	<u>12,500</u>	<u>0</u>	<u>124,369</u>
 <b>Fund Balances:</b>				
Designated for roofing	0	0	0	104,872
Unreserved and undesignated	739,349	114,526	(69,483)	1,786,276
<b>Total Fund Balances</b>	<u>739,349</u>	<u>114,526</u>	<u>(69,483)</u>	<u>1,891,148</u>
<b>TOTAL LIABILITIES AND FUND BALANCES</b>	<u>\$ 746,971</u>	<u>\$ 127,026</u>	<u>\$ (69,483)</u>	<u>\$ 2,015,517</u>

**Exhibit 11**

<u>DISTRICT 16</u>	<u>DISTRICT 26</u>	<u>TOTAL</u>
\$ 138,848	\$ 90,083	\$ 1,056,811
17,079	0	414,765
0	0	0
<u>0</u>	<u>0</u>	<u>1,594,465</u>
<u>155,927</u>	<u>90,083</u>	<u>3,066,041</u>
8,006	0	152,497
<u>0</u>	<u>0</u>	<u>0</u>
<u>8,006</u>	<u>0</u>	<u>152,497</u>
0	0	104,872
<u>147,921</u>	<u>90,083</u>	<u>2,808,672</u>
<u>147,921</u>	<u>90,083</u>	<u>2,913,544</u>
<u>\$ 155,927</u>	<u>\$ 90,083</u>	<u>\$ 3,066,041</u>

**CLAIBORNE PARISH SCHOOL BOARD**  
**MAINTENANCE FUND ACCOUNTS**  
**Combining Schedule of Revenues, Expenditures,**  
**and Changes in Fund Balances**  
**For the Year Ended June 30, 2007**

	<u>PARISHWIDE</u>	<u>DISTRICT 1</u>	<u>DISTRICT 11</u>	<u>DISTRICT 13</u>
<b>REVENUES</b>				
Local sources:				
Taxes:				
Ad valorem	\$ 467,688	\$ 40,679	\$ 115,269	\$ 281,524
Interest earnings	17,903	4,098	4,870	77,248
Other	160	0	0	0
State sources:				
Other	23,650	0	5,142	26,596
Total Revenues	<u>509,401</u>	<u>44,777</u>	<u>125,281</u>	<u>385,368</u>
<b>EXPENDITURES</b>				
Current:				
Instruction:				
Regular programs	5,850	0	0	0
Other instructional programs	10,076	0	0	0
Support services:				
General administration	15,898	1,391	3,884	9,644
School administration	23,921	0	0	0
Business services	2,074	0	0	0
Plant services	262,451	34,724	57,783	74,445
Student transportation services	107,192	0	0	1,126
Capital outlay	0	0	48,862	253,053
Debt service:				
Principal retirement	0	9,091	0	130,568
Total Expenditures	<u>427,462</u>	<u>45,206</u>	<u>110,529</u>	<u>468,836</u>
<b>EXCESS (Deficiency) OF REVENUES</b>				
<b>OVER EXPENDITURES</b>				
	<u>81,939</u>	<u>(429)</u>	<u>14,752</u>	<u>(83,468)</u>
<b>OTHER FINANCING SOURCES (USES)</b>				
Bond issuance costs	0	0	0	(906)
Total Other Financing Sources (Uses)	<u>0</u>	<u>0</u>	<u>0</u>	<u>(906)</u>
Net Change in Fund Balances	<u>81,939</u>	<u>(429)</u>	<u>14,752</u>	<u>(84,374)</u>
<b>FUND BALANCES - BEGINNING AS,</b>				
<b>ORIGINALLY STATED</b>				
	657,410	114,955	(84,235)	438,684
<b>PRIOR PERIOD ADJUSTMENT</b>				
	<u>0</u>	<u>0</u>	<u>0</u>	<u>1,536,838</u>
FUND BALANCES - BEGINNING, AS RESTATED	<u>657,410</u>	<u>114,955</u>	<u>(84,235)</u>	<u>1,975,522</u>
FUND BALANCES - ENDING	<u>\$ 739,349</u>	<u>\$ 114,526</u>	<u>\$ (69,483)</u>	<u>\$ 1,891,148</u>

Exhibit 12

<u>DISTRICT 16</u>	<u>DISTRICT 26</u>	<u>TOTAL</u>
\$ 66,793	\$ 41,435	\$ 1,013,388
6,151	3,713	113,983
0	0	160
0	0	55,388
<u>72,944</u>	<u>45,148</u>	<u>1,182,919</u>
80,956	0	86,806
0	0	10,076
2,266	1,415	34,498
0	0	23,921
0	0	2,074
7,855	53,687	490,745
0	0	108,318
0	1,180	303,095
<u>9,091</u>	<u>9,091</u>	<u>157,841</u>
<u>99,968</u>	<u>65,373</u>	<u>1,217,374</u>
<u>(27,024)</u>	<u>(20,225)</u>	<u>(34,455)</u>
<u>0</u>	<u>0</u>	<u>(906)</u>
<u>0</u>	<u>0</u>	<u>(906)</u>
<u>(27,024)</u>	<u>(20,225)</u>	<u>(35,361)</u>
174,945	110,308	1,412,067
<u>0</u>	<u>0</u>	<u>1,536,838</u>
<u>174,945</u>	<u>110,308</u>	<u>2,948,905</u>
<u>\$ 147,921</u>	<u>\$ 90,083</u>	<u>\$ 2,913,544</u>

**Claiborne Parish School Board**

**Schedule of Compensation Paid Board Members  
As of and For the Year Ended June 30, 2007**

**Exhibit 13**


The schedule of compensation paid School Board members is in compliance with House Concurrent Resolution No. 54 of the 1979 Session of the Louisiana Legislature. Compensation of the School Board members is included in the general administrative expenditures of the general fund. In accordance with Louisiana Revised Statute 17:56, the School Board members have elected the monthly payment method of compensation.

<u>Board Member</u>	<u>Amount</u>
William H. Maddox, President	\$ 3,600
Vera R. Walker Meadors, Vice President	3,600
Sherman Brown	1,200
Thomas F. Davidson	3,600
Stanley O. Edwards	3,600
B. Stewart Griffin	2,400
E. Blake Hemphill	3,600
Danny Lee	3,600
Joe M. Lee	3,600
Almeter H. Willis	3,600
Terry Willis	1,200
Ardifene Williams	<u>2,400</u>
Total	<u>\$36,000</u>

**Claiborne Parish School Board**

**SINGLE AUDIT INFORMATION**





**ALLEN, GREEN & WILLIAMSON, LLP**  
CERTIFIED PUBLIC ACCOUNTANTS

2414 Ferrand Street  
Monroe, LA 71201

P. O. Box 6075  
Monroe, LA 71211-6075

Phone: (318) 388-4422  
Fax: (318) 388-4864

Toll-free: (888) 741-0206  
www.allengreencpa.com

Tim Green, CPA  
Margie Williamson, CPA

Diane Ferschoff, CPA  
Amy Tynas, CPA  
Aimee Buchanan, CPA  
Angie Williamson, CPA  
Cindy Thomason, CPA

Ernest L. Allen, CPA  
(Retired) 1963 - 2000

**Report on Internal Control Over Financial  
Reporting and on Compliance and Other Matters Based on an Audit of Financial Statements  
Performed in Accordance With Government Auditing Standards**

Board Members  
Claiborne Parish School Board  
Homer, Louisiana

We have audited the financial statements of the governmental activities, each major fund, and the aggregate remaining fund information of Claiborne Parish School Board, as of and for the year ended June 30, 2007, which collectively comprise the School Board's basic financial statements and have issued our report thereon dated March 31, 2008. We conducted our audit in accordance with auditing standards generally accepted in the United States of America and the standards applicable to financial audits contained in Government Auditing Standards, issued by the Comptroller General of the United States.

**Internal Control Over Financial Reporting**

In planning and performing our audit, we considered the School Board's internal control over financial reporting as a basis for designing our auditing procedures for the purpose of expressing our opinions on the financial statements, but not for the purpose of expressing an opinion on the effectiveness of the School Board's internal control over financial reporting. Accordingly, we do not express an opinion on the effectiveness of the School Board's internal control over financial reporting.

Our consideration of internal control over financial reporting was for the limited purpose described in the preceding paragraph and would not necessarily identify all deficiencies in internal control over financial reporting that might be significant deficiencies or material weaknesses. However, as discussed below, we identified certain deficiencies in internal control over financial reporting that we consider to be significant deficiencies.

A control deficiency exists when the design or operation of a control does not allow management or employees, in the normal course of performing their assigned functions, to prevent or detect misstatements on a timely basis. A significant deficiency is a control deficiency, or combination of control deficiencies, that adversely affects the School Board's ability to initiate, authorize, record, process, or report financial data reliably in accordance with generally accepted accounting principles such that there is more than a remote likelihood that a misstatement of the School Board's financial statements that is more than inconsequential will not be prevented or detected by the School Board's internal control. We consider the deficiencies described in the accompanying Schedule of Findings and Questioned Costs as 07-F3, 07-F4, 07-F5, and 07-F6 to be significant deficiencies in internal control over financial reporting.

A material weakness is a significant deficiency, or combination of significant deficiencies, that results in more than a remote likelihood that a material misstatement of the financial statements will not be prevented or detected by the School Board's internal control.

Our consideration of the internal control over financial reporting was for the limited purpose described in the first paragraph of this section and would not necessarily identify all deficiencies in the internal control that might be significant deficiencies and, accordingly, would not necessarily disclose all significant deficiencies that are also considered to be material weaknesses. However, we believe that the significant deficiencies described above as 07-F3 and 07-F6 are material weaknesses.

Compliance and Other Matters

As part of obtaining reasonable assurance about whether the School Board's financial statements are free of material misstatement, we performed tests of its compliance with certain provisions of laws, regulations, contracts and grants agreements, noncompliance with which could have a direct and material effect on the determination of financial statement amounts. However, providing an opinion on compliance with those provisions was not an objective of our audit, and accordingly, we do not express such an opinion. The results of our tests disclosed two instances of noncompliance or other matters that are required to be reported under Government Auditing Standards which is described in the accompanying Schedule of Findings and Questioned Costs as items 07-F1 and 07-F2.

Management Letter Item

We noted a certain item which we have reported to management of the School Board in a separate letter dated March 31, 2008.


The School Board's responses to the findings identified in our audit are described in the accompanying corrective action plan for current-year findings. We did not audit the School Board's responses and, accordingly, we express no opinion on it.

This report is intended solely for the information and use of the Board, management, federal awarding agencies, and pass-through entities and is not intended to be and should not be used by anyone other than these specified parties. Although the intended use of this letter may be limited, under Louisiana Revised Statute 24:513 this letter is distributed by the Office of the Louisiana Legislative Auditor as a public document.

*Allen, Green & Williamson, LLP*

ALLEN, GREEN & WILLIAMSON, LLP

Monroe, Louisiana  
March 31, 2008



**ALLEN, GREEN & WILLIAMSON, LLP**  
CERTIFIED PUBLIC ACCOUNTANTS

P. O. Box 6075  
2414 Ferrand Street  
Monroe, LA 71201

P. O. Box 6075  
Monroe, LA 71211-6075

Phone: (318) 388-4422  
Fax: (318) 388-4664

Toll-free: (888) 741-0205  
[www.allengreencpa.com](http://www.allengreencpa.com)

Tim Green, CPA  
Margie Williamson, CPA

Diane Ferschhoff, CPA  
Amy Tynas, CPA  
Aimee Buchanan, CPA  
Angie Williamson, CPA  
Cindy Thomason, CPA

Ernest L. Allen, CPA  
(Retired) 1963 - 2000

**Report on Compliance With Requirements Applicable to  
Each Major Program and on Internal Control Over  
Compliance in Accordance With OMB Circular A-133**

Board Members  
Claiborne Parish School Board  
Homer, Louisiana

**Compliance**

We have audited the compliance of Claiborne Parish School Board with the types of compliance requirements described in the U. S. Office of Management and Budget (OMB) *Circular A-133 Compliance Supplement* that are applicable to each of its major federal programs for the year ended June 30, 2007. The School Board's major federal programs are identified in the summary of auditors' results section of the accompanying Schedule of Findings and Questioned costs. Compliance with the requirements of laws, regulations, contracts, and grants applicable to each of its major federal programs is the responsibility of the School Board's management. Our responsibility is to express an opinion on the School Board's compliance based on our audit.

We conducted our audit of compliance in accordance with auditing standards generally accepted in the United States of America; the standards applicable to financial audits contained in *Government Auditing Standards*, issued by the Comptroller General of the United States; and OMB Circular A-133, *Audits of States, Local Governments, and Non-Profit Organizations*. Those standards and OMB Circular A-133 require that we plan and perform the audit to obtain reasonable assurance about whether noncompliance with the types of compliance requirements referred to above that could have a direct and material effect on a major federal program occurred. An audit includes examining, on a test basis, evidence about the School Board's compliance with those requirements and performing such other procedures as we considered necessary in the circumstances. We believe that our audit provides a reasonable basis for our opinion. Our audit does not provide a legal determination on the School Board's compliance with those requirements.

In our opinion, the School Board complied, in all material respects, with the requirements referred to above that are applicable to each of its major federal programs for the year ended June 30, 2007.

**Internal Control Over Compliance**

The management of the School Board is responsible for establishing and maintaining effective internal control over compliance with requirements of laws, regulations, contracts, and grants applicable to federal programs. In planning and performing our audit, we considered the School Board's internal control over compliance with requirements that could have a direct and material effect on a major federal program in order to determine our auditing procedures for the purpose of expressing our opinion on compliance, but not for the purpose of expressing an opinion on the effectiveness of internal control over compliance. Accordingly, we do not express an opinion on the effectiveness of the School Board's internal control over compliance.

A control deficiency in an entity's internal control over compliance exists when the design or operation of a control does not allow management or employees, in the normal course of performing their assigned functions, to prevent or detect noncompliance with a type of compliance requirement of a federal program on a timely basis. A significant deficiency is a control deficiency, or combination of control deficiencies, that adversely affects the entity's ability to administer a federal program such that there is more than a remote likelihood that noncompliance with a type of compliance requirement of a federal program that is more than inconsequential will not be prevented or detected by the entity's internal control.

A material weakness is a significant deficiency, or combination of significant deficiencies, that results in more than a remote likelihood that a material noncompliance with a type of compliance requirement of a federal program will not be prevented or detected by the entity's internal control.

Our consideration of internal control over compliance was for the limited purpose described in the first paragraph of this section and would not necessarily identify all deficiencies in internal control that might be significant deficiencies or material weaknesses. We did not identify any deficiencies in internal control over compliance that we consider to be material weaknesses, as defined above.

This report is intended solely for the information and use of the Board, management, federal awarding agencies, and pass-through entities and is not intended to be and should not be used by anyone other than these specified parties. Although the intended use of this letter may be limited, under Louisiana Revised Statute 24:513 this letter is distributed by the Office of the Louisiana Legislative Auditor as a public document

*Allen, Green + Williamson, LLP*

ALLEN, GREEN & WILLIAMSON, LLP

Monroe, Louisiana  
March 31, 2008

**Claiborne Parish School Board**  
**Schedule of Expenditures of Federal Awards**  
**As of and For the Year Ended June 30, 2007**

FEDERAL GRANTOR/ PASS-THROUGH GRANTOR/PROGRAM NAME	CFDA Number	Pass-Through Grantor No.	<u>Expenditures</u>
<b>CASH FEDERAL AWARDS</b>			
United States Department of Agriculture			
Passed through Louisiana Department of Education:			
Child Nutrition Cluster:			
School Breakfast Program	10.553	NONE	\$ 254,642
National School Lunch Program	10.555	NONE	<u>628,159</u>
Total Child Nutrition			882,801
Schools and Roads -- Forestry	10.665	NONE	<u>65,317</u>
Total United States Department of Agriculture			<u>948,118</u>
United States Department of Education			
Passed Through Louisiana Department of Education:			
Adult Education - State Grant Program	84.002	28-07-44-14	92,792
Title I Grants to Local Educational Agencies	84.010	28-07-T1-14	1,076,714
Special Education Cluster:			
Grants to States (Part B)	84.027	28-07-B1-14	607,342
Preschool Grants	84.173	28-07-P1-14	43,312
Vocational Education:			
Basic Grants to States	84.048	28-06-02-14	56,207
Title IV (Safe and Drug Free Schools)	84.186	28-07-70-14	11,976
Title II Part A Improving Teacher Quality	84.367	28-07-50-14	257,127
Rural Education Achievement Program (REAP)	84.358B	28-07-RE-14	73,374
Title V	84.298A	28-06-80-14	<u>15,680</u>
Total United States Department of Education			2,234,524
United States Department of Health and Human Services			
Passed Through the Louisiana Department of Education:			
Child Care and Development Block Grant (Starting Points Preschool)	93.558	28-07-EP-14	<u>50,685</u>
TOTAL CASH FEDERAL AWARDS			<u>2,285,209</u>
<b>NONCASH FEDERAL AWARDS</b>			
United States Department of Agriculture			
Passed Through Louisiana Department of Agriculture and Forestry:			
Food Distribution (Commodities)	10.550	NONE	<u>68,911</u>
TOTAL FEDERAL AWARDS			<u>\$3,302,238</u>

**Claiborne Parish School Board**  
**Notes to the Schedule of Expenditures of Federal Awards**  
**As of and For the Year Ended June 30, 2007**

**NOTE 1 - GENERAL** The accompanying Schedule of Expenditures of Federal Awards presents the activity of all federal awards programs of the Claiborne Parish School Board. The School Board reporting entity is defined in Note 1 to the School Board's basic financial statements. Federal awards received directly from federal agencies, as well as federal awards passed through other government agencies, are included in the schedule.

**NOTE 2 - BASIS OF ACCOUNTING** The accompanying Schedule of Expenditures of Federal Awards is presented using the modified accrual basis of accounting, which is described in Note 1 to the School Board's basic financial statements.

**NOTE 3 - RELATIONSHIP TO BASIC FINANCIAL STATEMENTS** Federal awards revenues are reported in the School Board's basic financial statements as follows:

Major funds:	
General Fund	\$ 65,317
Title I	1,076,714
School Lunch	951,712
Nonmajor Special revenue funds:	
Title II	257,127
Title V	89,054
Title IV (Safe and Drug Free Schools)	11,976
Vocational Education	56,207
Adult education	92,792
Starting points	48,656
Preschool	43,312
Strategies to empower people	2,029
Special Education	607,342
Total	<u>\$3,302,238</u>

**NOTE 4 - RELATIONSHIP TO FEDERAL FINANCIAL REPORTS** Amounts reported in the accompanying schedule agree with the amounts reported in the related federal financial reports except for changes made to reflect amounts in accordance with accounting principles generally accepted in the United States of America.

**NOTE 5 - MATCHING REVENUES** For those funds that have matching revenues and state funding, federal expenditures were determined by deducting matching revenues from total expenditures.

**NOTE 6 - NONCASH PROGRAMS** The commodities received, which are noncash revenues, are valued using prices provided by the United States Department of Agriculture.

**Claiborne Parish School Board  
Schedule of Findings and Questioned Costs  
As of and For the Year Ended June 30, 2007**

**PART I - Summary of the Auditors' Results**

**Financial Statement Audit**

- i. The type of audit report issued was unqualified.
- ii. There were four significant deficiencies required to be disclosed by Government Auditing Standards, issued by the Comptroller General of the United States of America.

There were two significant deficiencies considered to be material weaknesses.

- iii. There were two instances of noncompliance considered material, as defined by the Government Auditing Standards, to the financial statements.

**Audit of Federal Awards**

- iv. There were no significant deficiencies required to be disclosed by OMB Circular A-133.
- v. The type of report the auditor issued on compliance for major programs was unqualified.
- vi. The audit disclosed no findings which the auditor is required to report under OMB Circular A-133, Section .510(a).
- vii. The major federal programs are:
  - Child Nutrition Cluster:
    - CFDA #10.553 School Breakfast Program
    - CFDA #10.555 National School Lunch Program
- viii. The dollar threshold used to distinguish between Type A and Type B programs as described in OMB Circular A-133, Section .520(b) was \$300,000.
- ix. The auditee does qualify as a low-risk auditee under OMB Circular A-133, Section .530.

**Claiborne Parish School Board  
Schedule of Findings and Questioned Costs  
As of and For the Year Ended June 30, 2007**

**PART II - Findings related to the financial statements which are required to be reported in accordance with Government Auditing Standards generally accepted in the United States of America:**

**Reference # and title:**            07-F1            Late Submission of Audit Report to Legislative Auditor

**Entity-Wide or program /department specific:** This finding is entity-wide.

**Criteria or specific requirement:** Louisiana Revised Statute 24:513A (5) (a) (i) requires that "...audits shall be completed within six months of the close of the entity's fiscal year".

**Condition:** The School Board requested an extension of time by the Legislative Auditor's Office and the extension was approved. The software the School Board maintains its records on was not operating correctly. Correct trial balances were not received until January, 2008 by auditors, thus resulting in the School Board's audit being completed after the required deadline.

**Possible asserted effect (cause and effect):**

**Cause:** Accounting software problems.

**Effect:** The School Board's audit was not filed by the deadline.

**Recommendations to prevent future occurrences:** The School Board should strive to have all accounting software issues resolved in a timely manner in order to comply with submission requirements with the Legislative Auditor's Office and other agencies.

**Reference # and title:**            07-F2            Violations of the Local Government Budget Act

**Entity-Wide or program /department specific:** This finding is fund specific.

**Criteria or specific requirement:** The Louisiana Local Government Budget Act calls for amendments to be made to the budget when budgeted revenues exceed actual revenues by a variance of greater than 5% or actual expenditures exceeds budgeted expenditures by a variance of greater than 5%. The adopted budget should be balanced with approved expenditures not exceeding the total of estimated funds available. The Act also calls for the advertisement for the public hearing to be held regarding the budget to be placed in the newspaper at least ten days before the date of the public hearing.

**Condition:** Actual expenditures of the Maintenance Fund and the Title I Fund were greater than budgeted expenditures by an amount greater than 5% which is in violation of the Louisiana Local Government Budget Act. Also, an ending deficit was budgeted for the School Lunch Fund. The newspaper advertisement for the public hearing was printed in the newspaper on September 7<sup>th</sup> and the public hearing was held by the School Board on September 14<sup>th</sup> of 2006.

**Possible asserted effect (cause and effect):**

**Cause:** The Maintenance Funds and the Title I budget were not amended when the variance between budgeted and actual revenues were greater than 5%.



**Claiborne Parish School Board  
Schedule of Findings and Questioned Costs  
For the Year Ended June 30, 2007**

**PART II - Findings related to the financial statements which are required to be reported in accordance with Government Auditing Standards generally accepted in the United States of America:**

**Effect:** The Maintenance Fund, Title I, and School Lunch are in violation of Louisiana Local Government Budget Act.

**Recommendations to prevent future occurrences:** The School Board should amend the budget for funds when variances between actual revenues and budgeted revenues is 5% or greater to ensure compliance with the Louisiana Local Government Budget Act. A plan should be developed for the School Lunch Fund to delete the deficit.

**Reference # and title:**           **07-F3**                   **Bank Reconciliations**

**Entity-wide or program/department specific:** This finding is entity-wide.

**Criteria or specific requirement:** Good internal control mandates that bank reconciliations for all bank accounts be completed and any differences be investigated in a timely manner. Completed bank reconciliations should be printed each month and become a part of the permanent accounting records of the School Board. Outstanding checks should be investigated and the reason determined as to the status of each check. Amount balances per bank reconciliation should be agreed to the general ledger balances and any variances examined further.

**Condition:** Six bank reconciliations examined consisted of 2 General Fund bank reconciliations, 2 School Lunch Fund bank reconciliations, and 2 Sales Tax bank reconciliations. There was no proof that the bank reconciliations for the General Fund and the Sales Tax fund were performed timely. The General Fund reconciliations were printed January, 2008 with a reconciling item being carried forward from October, 2006 reconciliation to the June 2007 reconciliation without the School Board making the journal entry needed to resolve the issue. The Sales Tax reconciliations were printed out on February 4, 2008 with no evidence the reconciliations were performed before that date. Also, an unrecorded cash deposit of \$179,092 was noted when examining the February, 2007 bank reconciliation for General Fund. The deposit was for funds received for a prior year accounts receivable for Hurricane Fund. Auditors made an adjusting journal entry to record in accounting records.

**Possible asserted effect (cause and effect):**

**Cause:** Bank reconciliations were not printed each month and made part of the permanent accounting records of the School Board. The bank reconciliations were not compared to general ledger for agreement.

**Effect:** The School Board has not maintained permanent records for bank reconciliation completed.

**Recommendations to prevent future occurrences:** Good internal control should be implemented by the School Board to ensure bank balances per bank reconciliations agree with general ledger amounts. All variances which are posted between bank reconciliations and the amounts record by general ledger history should be examined further. Permanent records for printed bank reconciliations completed monthly should be maintained by the School Board.

**Claiborne Parish School Board  
Schedule of Findings and Questioned Costs  
For the Year Ended June 30, 2007**

**PART II - Findings related to the financial statements which are required to be reported in accordance with Government Auditing Standards generally accepted in the United States of America:**

**Reference # and title:**            **07-F4**            **Sales Tax Agency**

**Entity-wide or program/department specific:** This finding is specific to the Sales Tax Agency.

**Criteria or specific requirement:** Good cash management requires that cash receipts be deposited in a timely manner. AG&W consider deposits within three banking days as being timely. Receipts should be posted to the general ledger in a timely manner.

**Condition:** While testing cash receipts for the Sales Tax funds, it was noted 12 of 25 receipts in which the date received was not documented. For these 12 reports, it was not possible to determine if the receipts were deposited timely. Journal entries made by the School Board's Sales Tax Agency accounting software did not post to the general ledger for the period of February, 2007-June 30, 2007 correctly. The School Board's software provider made journal entries in total for the amounts which were missing from general ledger history.

**Possible asserted effect (cause and effect):**

**Cause:** Receipts have not been dated to ensure that they get deposited in a timely manner, and in some instances, were not deposited in a timely manner. Accounting software did not post daily receipt amounts to the general ledger.

**Effect:** Good internal control over cash deposits and the recording of cash receipts to the general ledger was not maintained by the School Board.

**Recommendations to prevent future occurrences:** The School Board should date all receipts with the date received and ensure that all receipts are deposited timely (within three business days). Internal control procedures should be implemented by the School Board to ensure that all cash receipts are posted to the general ledger properly each day by accounting software.

**Reference # and title:**            **07-F5**            **School Activity Funds**

**Entity-Wide or program /department specific:** This finding is specific to student activity funds.

**Criteria or specific requirement:** Schools should follow the best practices stated in the Louisiana Legislative Auditor's School Accounting Procedures Manual.

**Condition:** The follow exceptions were noted at the three schools audited for the 2006-2007 school year:

- In reviewing checks written for the past month while on premises, 6 exceptions were noted where the invoices were not paid timely and 7 checks did not appear to have proper documentation.
- One exception in which the balance per the bank statement did not agree with the amount on the bank reconciliation.
- Six exceptions in which the outstanding check did not clear in subsequent month's bank statement.
- Two exceptions in which the receipt could not be traced to a validated deposit slip.
- Two exceptions in which the individual receipts within the deposit could not be traced to the cash receipts journal to determine that the receipt batch matched the deposit total.
- Eleven exceptions in which the deposit was not made on a timely basis.
- One exception in which the invoice amount did not agree with the check amount.
- Ten exceptions in which the charge was not supported by proper documentation.

**Claiborne Parish School Board  
Schedule of Findings and Questioned Costs  
For the Year Ended June 30, 2007**

**PART II - Findings related to the financial statements which are required to be reported in accordance with Government Auditing Standards generally accepted in the United States of America:**

- Six exceptions in which the invoice date was not current when compared to date of check.
- One exception in which the charge did not appear to be necessary and reasonable.
- One exception in which the check was not posted correctly.
- Two exceptions in which the expenditure was not in accordance with the School Board's financial policies, particularly the purchasing policy.

**Possible asserted effect (cause and effect):**

**Cause:** Unknown

**Effect:** The schools are not maintaining adequate internal control over student activity funds.

**Recommendations to prevent future occurrences:** All schools should adhere to the best practices stated for student activity funds in the Louisiana Legislative Auditor's School Accounting Procedures Manual.

**Reference # and title:**            07-F6            Unrecorded QZAB Bonds

**Entity-Wide or program /department specific:** This finding is specific to the Maintenance Fund.

**Criteria or specific requirement:** The School Board's accounting records should reflect all activity for bonds in the year the bonds are issued and each year thereafter until the total amount of the bonds has been repaid.

**Condition:** The School Board did not record the issuance of Qualified Zone Academy Bonds in the amount of \$1,635,000 in the financial records for fiscal year ended June 30, 2006.

**Possible asserted effect (cause and effect):**

**Cause:** Unknown.

**Effect:** The financials of the School Board did not reflect total bond liability at June 30, 2006.

**Recommendations to prevent future occurrences:** The School Board should ensure that all bond issues in the future are recorded in the financial records in the year of issue and each year thereafter until the liability has been eliminated.

**OTHER INFORMATION**

**Claiborne Parish School Board  
Schedule of Prior Year Audit Findings  
As of and For the Year Ended June 30, 2007**

**Reference # and title:**        **06-F1**    **Sales Tax Procedures**

**Fiscal Year Initially Reported:** June 30, 2006.

**Condition:** While testing cash receipts for the Sales Tax funds, it was noted that 2 of 25 tested were not deposited in a timely manner (within three business days). Also there were 12 of 25 receipts where the date was received was not marked on the report. There were 9 out of 25 instances where it was not possible to determine if the deposits were made timely. The sales tax collector has been opening mail, logging receipts, and also entering the receipts into the system.

**Corrective action taken:** The School Board now has other personnel opening all mail other than the sales tax collector who now only records the information into the accounting software system. See current-year finding 07-F4.

**Reference # and title:**        **06-F2**    **Late Submission of Audit Report**

**Fiscal Year Initially Reported:** June 30, 2006.

**Condition:** The audit report was filed with the Legislative Auditor's office after the deadline.

**Corrective action taken:** See current-year finding 07-F1.

**Reference # and title:**        **06-F3**    **Student Activity Funds**

**Fiscal Year Initially Reported:** June 30, 2005.

**Condition:** When testing school activity funds at three schools, the following was noted:

- Five outstanding checks did not clear in the subsequent month's bank statement.
- Fourteen deposits were not made on a timely basis.
- Eleven individual receipts did not match the deposit total.
- Fifteen individual receipts within the deposits could not be traced to supporting documentation.
- One invoice amount did not agree with the check amount.
- One invoice was not supported by proper documentation.
- Four invoices' date was not current when compared to the date of the check.
- One expenditure was not in accordance with the School Board's purchasing policy.

**Corrective action taken:** Schools are randomly audited by the central office on a semi-annual basis. Any school not acceptable is audited by the central office until all findings are cleared. See current-year finding 07-F5.

**Claiborne Parish School Board  
Corrective Action for Current-Year Audit Findings  
As of and For the Year Ended June 30, 2007**

**Reference # and title:**            **07-F1**            **Late Submission of Audit Report to Legislative Auditor**

**Condition:** The School Board requested an extension of time by the Legislative Auditor's Office and the extension was approved. The software the School Board maintains its accounting records on was not operating correctly. Correct trial balances were not received until January, 2008 by auditors, thus resulting in the School Board's audit being completed after the required deadline.

**Corrective action planned:** The School Board will work to resolve all accounting software issues by year end.

**Contact person responsible for corrective action:**

Ginger Woodall, Business Manager            Telephone: (318) 927-3502  
Claiborne Parish School Board                Fax: (318) 927-9184  
415 East Main Street  
Homer, LA 71040

**Anticipated completion date:** June 30th of each year.

**Reference # and title:**            **07-F2**            **Violations of the Local Government Budget Act**

**Condition:** Actual expenditures of the Maintenance Fund and the Title I Fund were greater than budgeted expenditures by an amount greater than 5% which is in violation of the Louisiana Local Government Budget Act. Also, an ending deficit was budgeted for the School Lunch Fund. The newspaper advertisement for the public hearing was printed in the newspaper on September 7<sup>th</sup> and the public hearing was held by the School Board on September 14<sup>th</sup> of 2006.

**Corrective action planned:** The School Board will revise budgets semi-annually instead of annually. This will require that revised budgets are more accurate and within the 5% required. All budget ads will be ran in July announcing dates for annual budget meetings. The School Board will address the lunch fund deficit yearly by moving additional MFP monies in the beginning of the fiscal year and evaluating lunch fund's general fund debt at the end of the fiscal year.

**Contact person responsible for corrective action:**

Ginger Woodall, Business Manager            Telephone: (318) 927-3502  
Claiborne Parish School Board                Fax: (318) 927-9184  
415 East Main Street  
Homer, LA 71040

**Anticipated completion date:** Budget revisions will be monitored for the 07-08 year with all other changes being made at the beginning of the 08-09 fiscal year.

**Reference # and title:**            **07-F3**            **Bank Reconciliations**

**Condition:** Six bank reconciliations examined consisted of 2 General Fund bank reconciliations, 2 School Lunch Fund bank reconciliations, and 2 Sales Tax bank reconciliations. There was no proof that the bank reconciliations for the General Fund and the Sales Tax fund were performed timely. The General Fund reconciliations were printed January, 2008 with a reconciling item being carried forward from October, 2006 reconciliation to the June 2007 reconciliation without the School Board making the journal entry needed to resolve the issue. The Sales Tax reconciliations were printed out on February 4, 2008 with no evidence the reconciliations were performed before that date. Also, an unrecorded cash deposit of \$179,092 was noted when examining the February, 2007 bank reconciliation for General Fund. The deposit was for funds received for a prior year accounts receivable for Hurricane Fund. Auditors made an adjusting journal entry to record in accounting records.

**Claiborne Parish School Board  
Corrective Action for Current-Year Audit Findings  
As of and For the Year Ended June 30, 2007**

**Corrective action planned:** The School Board will complete bank reconciliations monthly and reconcile any variances within the subsequent month. Bank reconciliations generated by our accounting software will be signed and dated by the appropriate supervisor per fund.

**Contact person responsible for corrective action:**

Ginger Woodall, Business Manager                      Telephone: (318) 927-3502  
Claiborne Parish School Board                      Fax: (318) 927-9184  
415 East Main Street  
Homer, LA 71040

**Anticipated completion date:** Immediately.

**Reference # and title:**                      **07-F4**                      **Sales Tax Agency Fund**

**Condition:** While testing cash receipts for the Sales Tax funds, it was noted 12 of 25 receipts in which the date received was not documented. For these 12 reports, it was not possible to determine if the receipts were deposited timely. Journal entries made by the School Board's Sales Tax Agency accounting software did not post to the general ledger for the period of February, 2007-June 30, 2007 correctly. The School Board's software provider made journal entries in total for the amounts which were missing from general ledger history.

**Corrective action planned:** The School Board will evaluate the accounting software for Sales Tax each month to make sure that we are posting correctly into the General Ledger side. Our accounting software company has fixed the problem with our fund and did post one journal for the total amount. Claiborne Parish School Board is monitoring this monthly. Bank reconciliations will be completed and signed monthly and any variances corrected. Also, sales tax deposits will be made within three business days from the receipt date.

**Contact person responsible for corrective action:**

Ginger Woodall, Business Manager                      Telephone: (318) 927-3502  
Claiborne Parish School Board                      Fax: (318) 927-9184  
415 East Main Street  
Homer, LA 71040

**Anticipated completion date:** Immediately.

**Reference # and title:**                      **07-F5**                      **School Activity Funds**

**Condition:** The follow exceptions were noted at the three schools audited for the 2006-2007 school year:

- In reviewing checks written for the past month while on premises, 6 exceptions were noted where the invoices were not paid timely and 7 checks did not appear to have proper documentation.
- One exception in which the balance per the bank statement did not agree with the amount on the bank reconciliation.
- Six exceptions in which the outstanding check did not clear in subsequent month's bank statement.
- Two exceptions in which the receipt could not be traced to a validated deposit slip.
- Two exceptions in which the individual receipts within the deposit could not be traced to the cash receipts journal to determine that the receipt batch matched the deposit total.

**Claiborne Parish School Board  
Corrective Action for Current-Year Audit Findings  
As of and For the Year Ended June 30, 2007**

- Eleven exceptions in which the deposit was not made on a timely basis.
- One exception in which the invoice amount did not agree with the check amount.
- Ten exceptions in which the charge was not supported by proper documentation.
- Six exceptions in which the invoice date was not current when compared to date of check.
- One exception in which the charge did not appear to be necessary and reasonable.
- One exception in which the check was not posted correctly.
- Two exceptions in which the expenditure was not in accordance with the School Board's financial policies, particularly the purchasing policy.

**Corrective action planned:** The School Board's Business Manager or designee will begin intensive auditing of each school. We will do this semi-annually.

**Contact person responsible for corrective action:**

Ginger Woodall, Business Manager                      Telephone: (318) 927-3502  
Claiborne Parish School Board                      Fax: (318) 927-9184  
415 East Main Street  
Homer, LA 71040

**Anticipated completion date:** Immediate action will be taken before the end of 07-08 fiscal year.

**Reference # and title:**                      **07-F6**                      **Unrecorded OZAB Bonds**

**Condition:** The School Board did not record the issuance of Qualified Zone Academy Bonds in the amount of \$1,635,000 in the financial records for fiscal year ended June 30, 2006.


**Corrective action planned:** In the future, Claiborne Parish School Board will record any bond issues within the year issued.

**Contact person responsible for corrective action:**

Ginger Woodall, Business Manager                      Telephone: (318) 927-3502  
Claiborne Parish School Board                      Fax: (318) 927-9184  
415 East Main Street  
Homer, LA 71040

**Anticipated completion date:** On or before June 30, 2008.





# ALLEN, GREEN & WILLIAMSON, LLP

CERTIFIED PUBLIC ACCOUNTANTS

P. O. Box 6075  
Monroe, LA 71211-6075

2414 Ferrand Street  
Monroe, LA 71201

Phone: (318) 388-4422  
Fax: (318) 388-4884

Toll-free: (888) 741-0205  
[www.allengreencpa.com](http://www.allengreencpa.com)

Tim Green, CPA  
Margie Williamson, CPA

Diane Ferschoff, CPA  
Amy Tynes, CPA  
Aimee Buchanan, CPA  
Angie Williamson, CPA  
Cindy Thomason, CPA

Ernest L. Allen, CPA  
(Retired) 1963 - 2000

## Management Letter

Board Members  
Claiborne Parish School Board  
Homer, Louisiana

In planning and performing our audit of the financial statements of the governmental activities, each major fund, and the aggregate remaining fund information of the Claiborne Parish School Board, as of and for the year ended June 30, 2007, which collectively comprise the School Board's basic financial statements, we considered the School Board's internal control to plan our auditing procedures for the purpose of expressing our opinion on the financial statements and not to provide assurance on internal control.

However, during our audit, we noted a certain matter involving other operational matter that is presented for your consideration. This letter does not affect our report dated March 31, 2008 on the basic financial statements of the School Board. We will review the status of this comment during our next audit engagement. Our comment and recommendation, all of which have been discussed with appropriate members of management, is intended to result in other operating efficiency. We will be pleased to discuss this comment in further detail at your convenience, to perform any additional study of these matters, or to assist you in implementing the recommendation. Our comment is summarized as follows:

07-M1

### I-9's for Substitute Employees

**Comment:** While testing payroll expenditures, it was noted that the School Board does not complete I-9's for substitute teachers.

**Recommendation:** In order to comply with IRS regulations, the School Board should complete I-9's for all individuals being paid through payroll.

**Management's response:** The School Board will begin completing I-9's for substitute employee immediately and will verify that all individuals being paid through payroll have an I-9 completed.

Our audit procedures are designed primarily to enable us to form opinions on the financial statements of the governmental activities, each major fund, and the aggregate remaining fund information of the School Board, as of and for the year ended June 30, 2007, which collectively comprise the School Board's basic financial statements, and therefore, may not reveal all weaknesses in policies and procedures that may exist.

This report is intended solely for the information and use of the Board, management, federal awarding agencies, and pass-through entities and is not intended to be and should not be used by anyone other than these specified parties. Although the intended use of these reports may be limited, under Louisiana Revised Statute 24:513 this report is distributed by the Office of the Louisiana Legislative Auditor as a public document.

*Allen, Green & Williamson, LLP*

Allen, Green & Williamson, LLP

Monroe, Louisiana  
March 31, 2008

**Claiborne Parish School Board  
Status of Prior Management Letter Item  
For The Year Ended June 30, 2007**


**06-M1 Capital Assets Listing**

**Comment:** When performing physical inspection at three schools and tracing 30 assets from asset to listing and 30 assets from listing to asset, the following items were noted:

- Seven of the assets could not be traced from listing to asset.
- Two of the assets could not be traced from asset to listing.

**Recommendation:** The School Board should have procedures to ensure that all capital assets at the school are tagged and added to the listing. If for some reason the date or amounts are unknown, the asset should still be listed but with zero cost. The School Board should also establish procedures in which if assets are disposed, transferred or scrapped, that the person in charge of the asset listing is given the proper information in order to update the capital assets listing.

**Management's response:** The School Board sent representatives from the central office to complete the physical inventory for the year. They verified the fixed asset list. Each school is responsible in notifying the central office of transfers, scrapping or disposing of equipment on standardized forms.



## ALLEN, GREEN & WILLIAMSON, LLP

CERTIFIED PUBLIC ACCOUNTANTS

P. O. Box 6075

Monroe, LA 71211-6075

2414 Ferrand Street  
Monroe, LA 71201

Phone: (318) 388-4422  
Fax: (318) 388-4664

Toll-free: (888) 741-0205  
www.allengreencpa.com

Tim Green, CPA  
Mergie Williamson, CPA

Diane Ferschoff, CPA  
Amy Tynes, CPA  
Aimee Buchanan, CPA  
Angie Williamson, CPA  
Cindy Thomason, CPA

Bruce L. Allen, CPA  
(Retired) 1963 - 2000

### INDEPENDENT ACCOUNTANTS' REPORT ON APPLYING AGREED-UPON PROCEDURES

Board Members  
Claiborne Parish School Board  
Homer, Louisiana

We have performed the procedures included in the *Louisiana Governmental Audit Guide* and enumerated below, which were agreed to by the management of the Claiborne Parish School Board, Homer, Louisiana, and the Legislative Auditor, State of Louisiana, solely to assist users in evaluating management's assertions about the performance and statistical data accompanying the annual financial statements of the School Board and to determine whether the specified schedules are free of obvious errors and omissions as provided by the Board of Elementary and Secondary Education (BESE). This agreed-upon procedures engagement was performed in accordance with standards established by the American Institute of Certified Public Accountants and applicable standards of *Government Auditing Standards*. The sufficiency of these procedures is solely the responsibility of the specified users of the reports. Consequently, we make no representation regarding the sufficiency of the procedures described below either for the purpose for which this report has been requested or for any other purpose.

Our procedures and findings relate to the accompanying schedules of supplemental information and are as follows:

#### *General Fund Instructional and Support Expenditures and Certain Local Revenue Sources (Schedule 1)*

1. We selected a random sample of 25 transactions and reviewed supporting documentation to determine if the sampled expenditures/revenues are classified correctly and are reported in the proper amounts for each of the following amounts reported on the schedule:
  - Total General Fund Instructional Expenditures,
  - Total General Fund Equipment Expenditures,
  - Total Local Taxation Revenue,
  - Total Local Earnings on Investment in Real Property,
  - Total State Revenue in Lieu of Taxes,
  - Nonpublic Textbook Revenue, and
  - Nonpublic Transportation Revenue.

**Comment:** Some of the expenditures and revenues were not reported in the proper amount.

**Management's response:** Schedule has been revised.

*Education Levels of Public School Staff (Schedule 2)*

2. We reconciled the total number of full-time classroom teachers per the schedule "Experience of Public Principals and Full-time Classroom Teachers" (Schedule 4) to the combined total number of full-time classroom teachers per this schedule and to school board supporting payroll records as of October 1.

**Comment:** The total number of teachers per Schedule 2 did not agree with the total per Schedule 4. Also, some of the education levels on Schedule 2 did not agree to the October Profile of Educational Personnel report.

**Management's response:** Schedules 2 and 4 have been revised.

3. We reconciled the combined total of principals and assistant principals per the schedule "Experience of Public Principals and Full-time Classroom Teachers" (Schedule 4) to the combined total of principals and assistant principals per this schedule.

**Comment:** The total number of principals per Schedule 2 did not agree with the total number per Schedule 4.

**Management's response:** Schedules 2 and 4 have been revised.

4. We obtained a list of full-time teachers, principals, and assistant principals by classification as of October 1 and as reported on the schedule. We traced a random sample of 25 teachers to the individual's personnel file and determine if the individual's education level was properly classified on the schedule.

**Comment:** There were no exceptions noted.

*Number and Type of Public Schools (Schedule 3)*

5. We obtained a list of schools by type as reported on the schedule. We compared the list to the schools and grade levels as reported on the Title I Grants to Local Educational Agencies (CFDA 84.010) application and/or the National School Lunch Program (CFDA 10.555)

**Comment:** Two schools were not properly classified on the schedule.

**Management's response:** Schedule has been revised.

*Experience of Public Principals and Full-time Classroom Teachers (Schedule 4)*

6. We obtained a list of full-time teachers, principals, and assistant principals by classification as of October reported on the schedule and traced the same sample used in procedure 4 to the individual's personnel file and determined if the individual's experience was properly classified on the schedule.

**Comment:** No exceptions were noted as a result of applying agreed upon procedures.

Public Staff Data (Schedule 5)

7. We obtained a list of all classroom teachers including their base salary, extra compensation, and ROTC or rehired retiree status as well as full-time equivalent as reported on the schedule and traced a random sample of 25 teachers to the individual's personnel file and determined if the individual's salary, extra compensation, and full-time equivalents were properly included on the schedule.

**Comment:** Although the salaries for each teacher agreed in total, the 1996 Sales Tax supplemental pay was improperly classified as extra compensation on the June Profile of Educational Personnel report.

**Management's response:** The 1996 Sales Tax Supplement will be coded as Type 1 salary in the next fiscal year.

8. We recalculated the average salaries and full-time equivalents reported in the schedule.

**Comment:** Material differences were noted in recalculating the average salaries because the Sales Tax supplemental pay was included as extra compensation on Schedule 5.

**Management's response:** Schedule has been revised.

Class Size Characteristics (Schedule 6)

9. We obtained a list of classes by school, school type, and class size as reported on the schedule and reconciled school type classifications to Schedule 3 data, as obtained in procedure 5. We then traced a random sample of 10 classes to the October 1 roll books for those classes and determined if the class was properly classified on the schedule.

**Comment:** No exceptions were noted as a result of applying agreed upon procedures.

Louisiana Educational Assessment Program (LEAP) for the 21st Century (Schedule 7)

10. We obtained test scores as provided by the testing authority and reconciled scores as reported by the testing authority to scores reported in the schedule by the School Board.

**Comment:** No exceptions were noted as a result of applying agreed upon procedures.

The Graduation Exit Exam for the 21st Century (Schedule 8)

11. We obtained test scores as provided by the testing authority and reconciled scores as reported by the testing authority to scores reported in the schedule by the School Board.

**Comment:** No exceptions were noted as a result of applying agreed upon procedures.

The Iowa Tests (Schedule 9)

12. We obtained test scores as provided by the testing authority and reconciled scores as reported by the testing authority to scores reported in the schedule by the School Board.

**Comment:** No exceptions were noted as a result of applying agreed upon procedures.

This report is intended solely for the use of management of the Claiborne Parish School Board, the Louisiana Department of Education, the Louisiana Legislature, and the Legislative Auditor, State of Louisiana, and should not be used by those who have not agreed to the procedures and taken responsibility for the sufficiency of the procedures for their purposes. Under Louisiana Revised Statute 24:513, this report is distributed by the Legislative Auditor as a public document

*Allen, Green + Williamson, LLP*

ALLEN, GREEN & WILLIAMSON, LLP

Monroe, Louisiana

March 31, 2008

## Schedule 1

**CLAIBORNE PARISH SCHOOL BOARD**  
**Homer, Louisiana**

**General Fund Instructional and Support Expenditures**  
**and Certain Local Revenue Sources**  
**For the Year Ended June 30, 2007**

General Fund Instructional and Equipment Expenditures

## General Fund Instructional Expenditures:

## Teacher and Student Interaction Activities:

Classroom Teacher Salaries	7,448,848.00	
Other Instructional Staff Activities	865,251.00	
Employee Benefits	2,974,100.00	
Purchased Professional and Technical Services	1,614.00	
Instructional Materials and Supplies	290,015.00	
Instructional Equipment		
Total Teacher and Student Interaction Activities		11,579,828.00

Other Instructional Activities		35,267.00
--------------------------------	--	-----------

Pupil Support Activities	690,824.00	
Less: Equipment for Pupil Support Activities	6,461.00	
Net Pupil Support Activities		684,363.00

Instructional Staff Services	892,274.00	
Less: Equipment for Instructional Staff Services	2,955.00	
Net Instructional Staff Services		889,319.00

School Administration	1,467,568.00	
Less: Equipment for School Administration		
Net School Administration		1,467,568.00

Total General Fund Instructional Expenditures		14,656,345.00
---	--	---------------

Total General Fund Equipment Expenditures		374,189.00
---	--	------------

Certain Local Revenue Sources

## Local Taxation Revenue:

Constitutional Ad Valorem Taxes	481,162.00	
Renewable Ad Valorem Tax	1,481,077.00	
Debt Service Ad Valorem Tax	1,669,054.00	
Up to 1% of Collections by the Sheriff on Taxes Other than School Taxes	76,090.00	
Sales and Use Taxes	2,823,546.00	
Total Local Taxation Revenue		6,530,929.00

## Local Earnings on Investment in Real Property:

Earnings from 18th Section Property	-	
Earnings from Other Real Property	5,585.00	
Total Local Earnings on Investment in Real Property		5,585.00

## State Revenue in Lieu of Taxes:

Revenue Sharing - Constitutional Tax	33,332.00	
Revenue Sharing - Other Taxes	87,788.00	
Revenue Sharing - Excess Portion	-	
Other Revenue in Lieu of Taxes	-	
Total State Revenue in Lieu of Taxes		121,118.00

Nonpublic Textbook Revenue		4,950.00
----------------------------	--	----------

Nonpublic Transportation Revenue		-
----------------------------------	--	---



**CLAIBORNE PARISH SCHOOL BOARD**  
**Homer, Louisiana**

**Education Levels of Public School Staff**  
**As of October 1, 2006**

Category	Full-time Classroom Teachers				Principals & Assistant Principals			
	Certificated		Uncertificated		Certificated		Uncertificated	
	Number	Percent	Number	Percent	Number	Percent	Number	Percent
Less than a Bachelor's Degree	0				0			
Bachelor's Degree	129	0.00%		0.00%	0	0.00%		0.00%
Master's Degree	37	0.00%		0.00%	0	0.00%		0.00%
Master's Degree + 30	29	0.00%		0.00%	6	0.00%		0.00%
Specialist in Education	0	0.00%		0.00%	9	0.00%		0.00%
Ph. D. or Ed. D.	1	0.00%		0.00%	0	0.00%		0.00%
<b>Total</b>	<b>196</b>				<b>15</b>			

**CLAIBORNE PARISH SCHOOL BOARD**  
Homer, Louisiana

**Number and Type of Public Schools**  
For the Year Ended June 30, 2007

Type	Number
Elementary	2
Middle/Jr. High	2
Secondary	1
Combination	4
<b>Total</b>	<b>9</b>

Note: Schools opened or closed during the fiscal year are included in this schedule.

**CLAIBORNE PARISH SCHOOL BOARD**  
**Homer, Louisiana**

**Experience of Public Principals and Full-time Classroom Teachers**  
**As of October 1, 2006**

	0-1 Yr.	2-3 Yrs.	4-10 Yrs.	11-14 Yrs.	15-19 Yrs.	20-24 Yrs.	25+ Yrs.	Total
Assistant Principals				1	1	0	3	5
Principals					1	3	6	10
Classroom Teachers	25	15	61	17	22	8	47	196
<b>Total</b>	25	16	61	18	24	11	56	211

**CLAIBORNE PARISH SCHOOL BOARD**  
Homer, Louisiana

**Public School Staff Data**  
**For the Year Ended June 30, 2007**

	<b>All Classroom Teachers</b>	<b>Classroom Teachers Excluding ROTC and Rehired Retirees</b>
<b>Average Classroom Teachers' Salary Including Extra Compensation</b>	\$39,698.89	\$39,463.62
<b>Average Classroom Teachers' Salary Excluding Extra Compensation</b>	\$38,703.65	\$38,482.00
<b>Number of Teacher Full-time Equivalents (FTEs) used in Computation of Average Salaries</b>	197.09	186.09

**Note:** Figures reported include all sources of funding (i.e., federal, state, and local) but exclude employee benefits. Generally, retired teachers rehired to teach receive less compensation than non-retired teachers and ROTC teachers receive more compensation because of a federal supplement. Therefore, these teachers are excluded from the computation in the last column. This schedule excludes day-to-day substitutes and temporary employees.

**CLAIBORNE PARISH SCHOOL BOARD**  
**Homer, Louisiana**

**Class Size Characteristics**  
**As of October 2, 2006**

School Type	Class Size Range							
	1 - 20		21 - 26		27 - 33		34+	
	Percent	Number	Percent	Number	Percent	Number	Percent	Number
Elementary	90	231	3	8	1	2	6	15
Elementary Activity Classes	14	1					86	6
Middle/Jr. High	63	55	32	28	5	5		
Middle/Jr. High Activity Classes	40	6	50	8	10	1		
High	68	112	29	48	3	5		
High Activity Classes	95	36	5	2				
Combination	80	427	19	100	0.5	5	0.5	2
Combination Activity Classes	80	61	17	13			3	2

**Note:** The Board of Elementary and Secondary Education has set specific limits on the maximum size of classes at various grade levels. The maximum enrollment in grades K-3 is 26 students and maximum enrollment in grades 4-12 is 33 students. These limits do not apply to activity classes such as physical education, chorus, band, and other classes without maximum enrollment standards. Therefore, these classes are included only as separate line items.

CLAIBORNE PARISH SCHOOL BOARD  
Homer, Louisiana

Louisiana Educational Assessment Program (LEAP)  
For the Year Ended June 30, 2007

District Achievement Level Results	English Language Arts						Mathematics					
	2007		2006		2005		2007		2006		2005	
	Number	Percent	Number	Percent	Number	Percent	Number	Percent	Number	Percent	Number	Percent
<b>Grade 4</b>												
Advanced	3	2	0	0	4	2	1	1	4	2	4	2
Mastery	22	13	18	9	24	12	21	12	25	12	32	16
Basic	79	46	95	47	90	44	84	49	90	44	82	40
Approaching Basic	31	18	48	24	54	26	37	22	40	20	45	22
Unsatisfactory	36	21	43	21	33	16	28	16	45	22	42	20
<b>Total</b>	<b>171</b>		<b>204</b>		<b>205</b>		<b>171</b>		<b>204</b>		<b>205</b>	

District Achievement Level Results	Science						Social Studies					
	2007		2006		2005		2007		2006		2005	
	Number	Percent	Number	Percent	Number	Percent	Number	Percent	Number	Percent	Number	Percent
<b>Grade 8</b>												
Advanced	0	0	2	1	3	2	0	0	0	0	0	0
Mastery	12	6	18	9	20	11	3	1	12	6	16	8
Basic	53	26	54	26	62	34	73	36	56	27	77	36
Approaching Basic	80	39	75	36	65	36	77	38	74	35	56	26
Unsatisfactory	59	29	61	29	30	17	50	25	68	32	64	30
<b>Total</b>	<b>204</b>		<b>210</b>		<b>180</b>		<b>203</b>		<b>210</b>		<b>213</b>	

**CLAIBORNE PARISH SCHOOL BOARD**  
Homer, Louisiana

**The Graduation Exit Exam (GEE)**  
**For the Year Ended June 30, 2007**

District Achievement Level Results	English Language Arts						Mathematics					
	2007		2006		2005		2007		2006		2005	
	Number	Percent	Number	Percent	Number	Percent	Number	Percent	Number	Percent	Number	Percent
<b>Students</b>												
<b>Grade 10</b>												
Advanced	0	0	0	0	0	0	7	4	6	4	3	2
Mastery	8	5	8	5	15	10	21	12	19	11	14	10
Basic	66	38	73	43	58	39	76	43	59	35	51	35
Approaching Basic	64	37	41	24	54	37	42	24	39	23	28	19
Unsatisfactory	36	21	48	28	20	14	29	17	46	27	50	34
<b>Total</b>	<b>174</b>		<b>170</b>		<b>147</b>		<b>175</b>		<b>169</b>		<b>146</b>	

District Achievement Level Results	Science						Social Studies					
	2007		2006		2005		2007		2006		2005	
	Number	Percent	Number	Percent	Number	Percent	Number	Percent	Number	Percent	Number	Percent
<b>Students</b>												
<b>Grade 11</b>												
Advanced	2	1	6	5	1	1	1	1	1	1	1	1
Mastery	7	4	9	7	17	11	6	4	11	9	9	6
Basic	72	46	23	18	61	40	86	55	51	40	59	40
Approaching Basic	47	30	58	46	44	29	37	24	34	27	48	32
Unsatisfactory	29	18	31	24	28	19	27	17	30	24	31	21
<b>Total</b>	<b>157</b>		<b>127</b>		<b>161</b>		<b>157</b>		<b>127</b>		<b>148</b>	

**CLAIBORNE PARISH SCHOOL BOARD**  
Homer, Louisiana

**The IOWA and iLEAP Tests**  
For the Year Ended June 30, 2007

	Composite	
	2005	2004
<b>IOWA Test</b>		
<b>Iowa Test of Basic Skills (ITBS)</b>		
Grade 3	52	51
Grade 5	50	46
Grade 6	42	44
Grade 7	45	46
<b>Tests of Educational Development (TED)</b>		
Grade 9	41	44

Scores are reported by National Percentile Rank. A student's National Percentile Rank shows the student's relative position or rank as compared to a large, representative sample of students in the same grade from the entire nation. A student with a score of 72 indicates that the student scored the same of better than 72 percent of the students in the norm group.

**iLEAP Test**

Students	District Achievement Level Results							
	English Language Arts		Mathematics		Science		Social Studies	
	2006		2006		2006		2006	
	Number	Percent	Number	Percent	Number	Percent	Number	Percent
<b>Grade 3</b>								
Advanced	1	1	5	3	2	1	0	0
Mastery	21	12	21	12	21	12	15	9
Basic	79	45	81	46	72	41	76	43
Approaching Basic	41	23	40	23	63	36	54	31
Unsatisfactory	34	19	28	16	18	10	31	18
<b>Total</b>	<b>176</b>		<b>176</b>		<b>176</b>		<b>176</b>	



District Achievement Level Results												
Students	English Language Arts			Mathematics			Science			Social Studies		
	2006		Percent	2006		Percent	2006		Percent	2006		Percent
	Number	Percent	Number	Percent	Number	Percent	Number	Percent	Number	Percent	Number	Percent
Grade 5												
Advanced	2	1	2	1	0	0	3	2	0	0	3	2
Mastery	22	12	25	14	13	7	25	14	13	7	25	14
Basic	76	42	85	47	61	34	72	40	61	34	72	40
Approaching Basic	51	28	33	18	71	40	52	29	71	40	52	29
Unsatisfactory	28	16	34	19	34	19	47	28	34	19	47	28
Total	179		179		179		179		179		179	

District Achievement Level Results												
Students	English Language Arts			Mathematics			Science			Social Studies		
	2006		Percent	2006		Percent	2006		Percent	2006		Percent
	Number	Percent	Number	Percent	Number	Percent	Number	Percent	Number	Percent	Number	Percent
Grade 6												
Advanced	2	1	3	2	0	0	3	2	0	0	3	2
Mastery	21	12	12	7	15	9	12	7	15	9	12	7
Basic	77	45	80	47	64	37	67	39	64	37	67	39
Approaching Basic	50	24	38	22	66	39	54	32	66	39	54	32
Unsatisfactory	21	12	38	22	26	15	41	24	26	15	41	24
Total	171		171		171		171		171		171	

District Achievement Level Results												
Students	English Language Arts			Mathematics			Science			Social Studies		
	2006		Percent	2006		Percent	2006		Percent	2006		Percent
	Number	Percent	Number	Percent	Number	Percent	Number	Percent	Number	Percent	Number	Percent
Grade 7												
Advanced	4	2	1	0	0	0	1	0	0	0	1	0
Mastery	19	4	5	2	9	4	9	4	9	4	9	4
Basic	88	43	81	39	45	22	89	43	45	22	89	43
Approaching Basic	76	37	64	37	107	52	70	34	107	52	70	34
Unsatisfactory	19	9	55	27	45	22	44	21	45	22	44	21
Total	206		206		206		206		206		206	

District Achievement Level Results					
Students	English Language Arts		Mathematics		Total
	Number	Percent	Number	Percent	
Grade 9					
Advanced	1	1	4	2	
Mastery	19	10	15	8	
Basic	68	34	79	42	
Approaching Basic	89	45	46	24	
Unsatisfactory	21	11	45	24	
Total	198		189		

**I LEAP Test**

District Achievement Level Results								
Students	English Language Arts		Mathematics		Science		Social Studies	
	Number	Percent	Number	Percent	Number	Percent	Number	Percent
Grade 3								
Advanced	3	2	12	7	3	2	0	0
Mastery	27	17	25	15	20	12	15	9
Basic	71	44	71	44	60	37	62	38
Approaching Basic	33	20	25	15	47	29	49	30
Unsatisfactory	28	17	29	18	32	20	36	22
Total	162		162		162		162	

District Achievement Level Results								
Students	English Language Arts		Mathematics		Science		Social Studies	
	Number	Percent	Number	Percent	Number	Percent	Number	Percent
Grade 5								
Advanced	3	2	3	2	1	1	3	2
Mastery	9	5	18	10	10	5	12	7
Basic	68	37	81	44	56	30	71	39
Approaching Basic	47	26	39	21	76	41	45	24
Unsatisfactory	57	31	43	23	41	22	53	29
Total	184		184		184		184	

District Achievement Level Results												
Students	English Language Arts			Mathematics			Science			Social Studies		
	2007	Number	Percent	2007	Number	Percent	2007	Number	Percent	2007	Number	Percent
Grade 6												
Advanced		0			1			1			3	
Mastery		22	13		13	7		10	6		11	6
Basic		66	38		81	46		62	36		69	40
Approaching Basic		57	33		31	18		72	41		51	29
Unsatisfactory		30	17		49	28		29	17		40	23
Total		175			175			174			174	

District Achievement Level Results												
Students	English Language Arts			Mathematics			Science			Social Studies		
	2007	Number	Percent	2007	Number	Percent	2007	Number	Percent	2007	Number	Percent
Grade 7												
Advanced		4			1			1			1	
Mastery		16	9		12	7		14	8		9	5
Basic		66	37		81	48		62	35		61	34
Approaching Basic		55	31		43	24		70	40		71	40
Unsatisfactory		36	20		40	23		30	17		35	20
Total		177			177			177			177	

District Achievement Level Results											
Students	English Language Arts			Mathematics							
	2007	Number	Percent	2007	Number	Percent					
Grade 9											
Advanced		1			7						
Mastery		12	6		5	3					
Basic		64	33		64	33					
Approaching Basic		77	40		49	25					
Unsatisfactory		40	21		69	36					
Total		194	101		194	101					